



WINFREE ACADEMY
CHARTER SCHOOLS
Success tomorrow starts today...

2023-2024 Texas Academic Performance Report (TAPR)

Presented to the Board
January 2025

Texas Academic Performance Reports

Reporting Requirements

- The District is required to provide a public hearing for discussion of the Texas Academic Performance Report (TAPR) under the Texas Education Code, §39.306.
- The annual report must be published within two weeks of the public hearing.

How to access the TAPR

- <https://rptsvr1.tea.texas.gov/perfreport/tapr/2024/index.html> *Search by District or Campus*
- TAPR Glossary
<https://rptsvr1.tea.texas.gov/perfreport/tapr/2024/index.html>
- Spanish Available
- Late Winter



WINFREE ACADEMY
CHARTER SCHOOLS
Success tomorrow starts today...

Texas Academic Performance Reports

- Information to be Reported
 - 2023-2024 District Profile and Academic Performance Data
 - 2022-2023 PEIMS Financial Standard Report
 - 2024-2025 Campus Performance Objectives
 - 2023-2024 Violent and Criminal Incidents Report
 - 2021-2022 Texas Higher Education Coordinating Board Data



WACS Profile

	2024-2025*	2023-2024	2022-2023	2021-2022	2019-2020	2018-2019
At-Risk	100%	100%	100%	96.3%	96.7%	97.9%
Economically Disadvantaged	57.5%	62.1%	57.2%	46.6%	53.1%	54.2%
English Language Learners	28.95%	25.7%	19.1%	13.6%	16.9%	12.7%
Special Education	14.98%	12.3%	12.2%	11.8%	10.7%	11.1%
Attendance Rate (-1 year)	79.7%	72.4%	73.2%	75.5%	79.6%	78.6%
Dropouts (-1 year)	11.8%	10.9%	7.7%	11.8%	6.1%	7.9%

**Preliminary data under review by WACS*

2024 State Accountability

WACS Accountability Rating (AEA) : *PENDING*

Campus Accountability Ratings (AEA):

- *001 - PENDING*
- *002 - PENDING*
- *003 - PENDING*
- *004 - PENDING*
- *005 - PENDING*
- *006 - PENDING*



Accreditation Rating & Determination Status

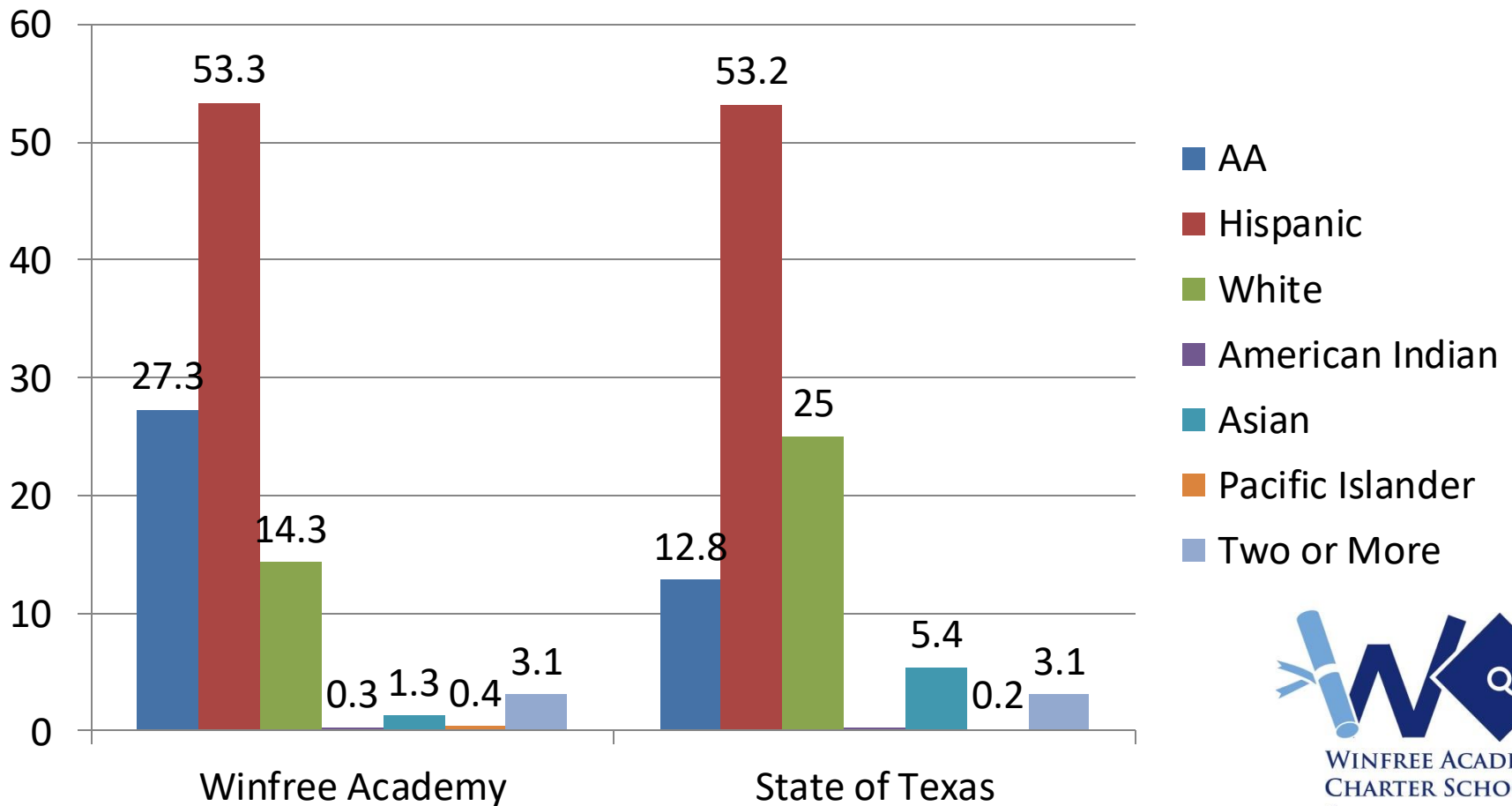
2024 Accreditation Rating: *Accredited*

2024 Special Education Determination Status:
Meets Requirements



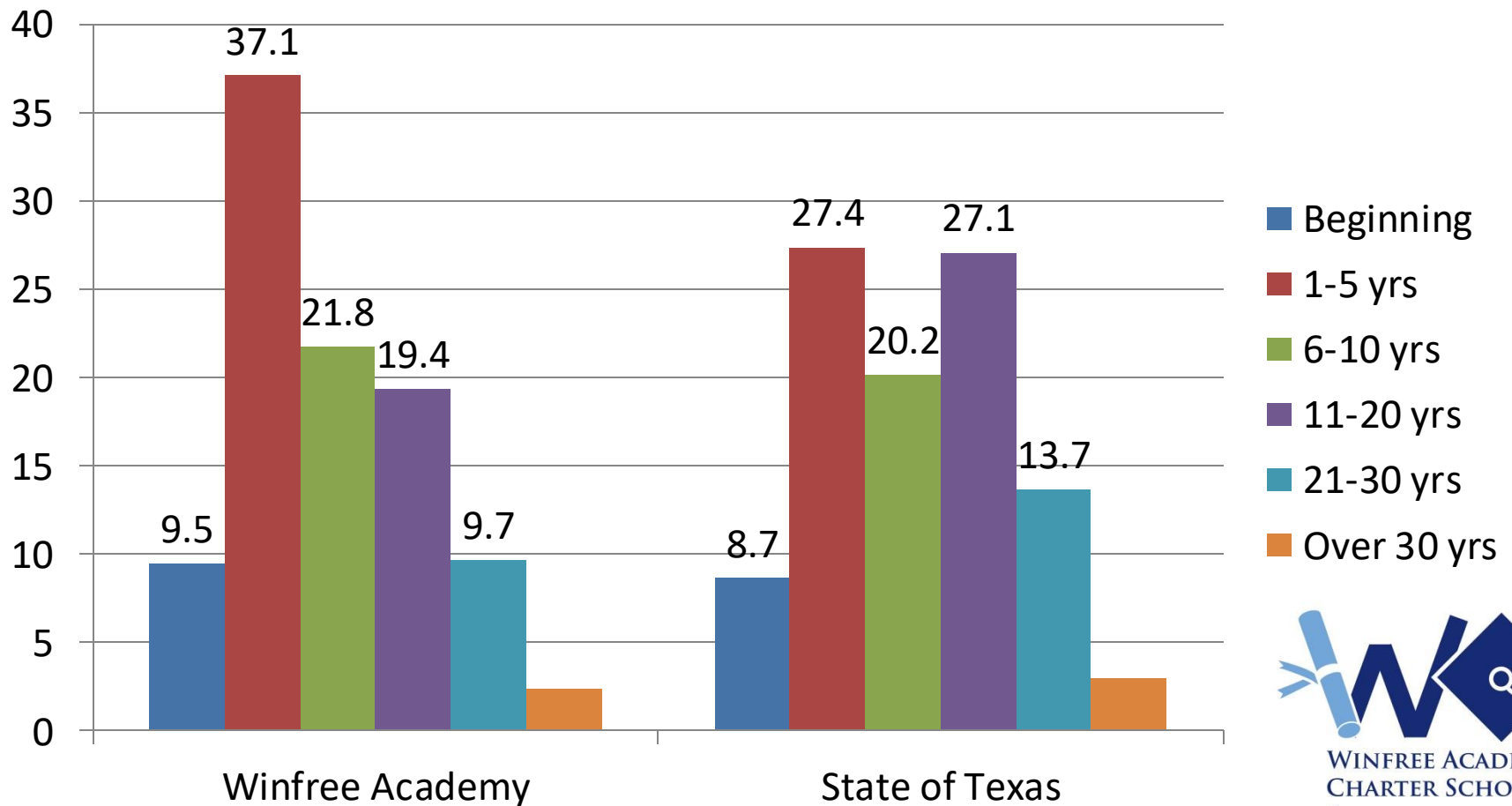
2023-2024 WACS Profile

Ethnic Distribution

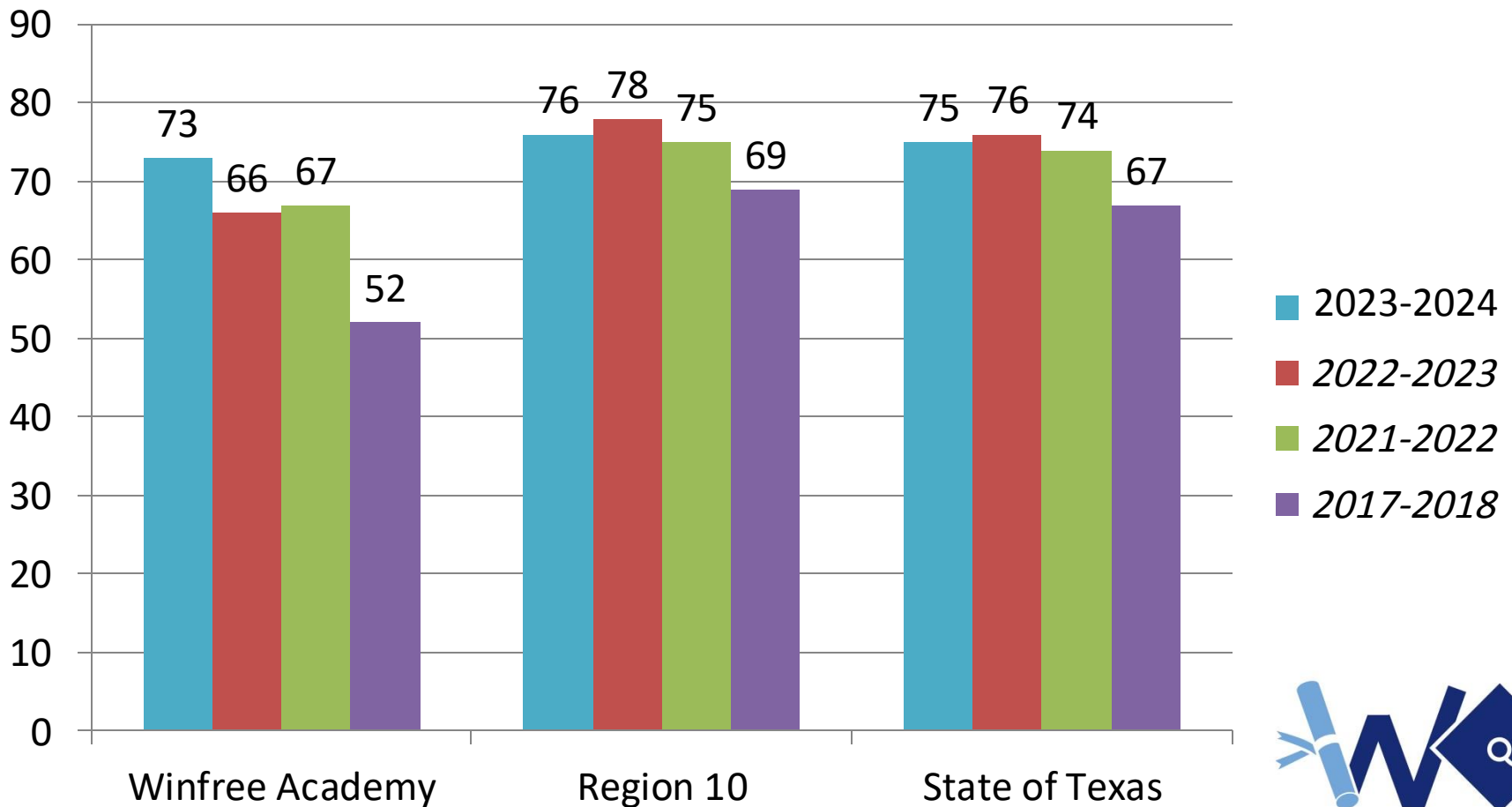


2023-2024 WACS Profile

Teacher Experience



STAAR Percent at Approaches Standard or Above All Grades, All Subjects

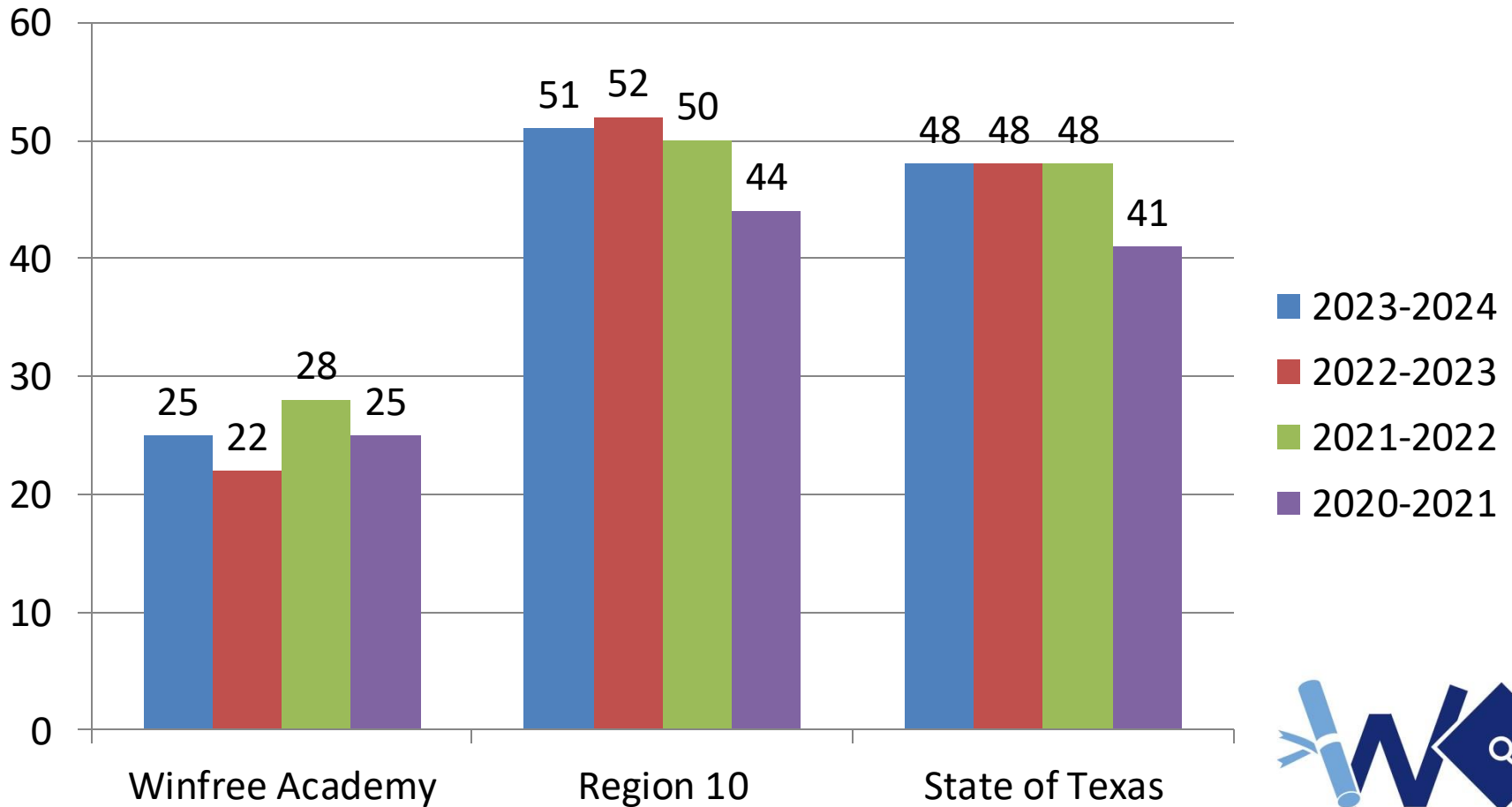


**No 2019-2020 data due to COVID-10 STAAR Cancellation Spring 2020*



**WINFREE ACADEMY
CHARTER SCHOOLS**
Success tomorrow starts today...

STAAR Percent at Meets Standard or Above All Grades, All Subjects

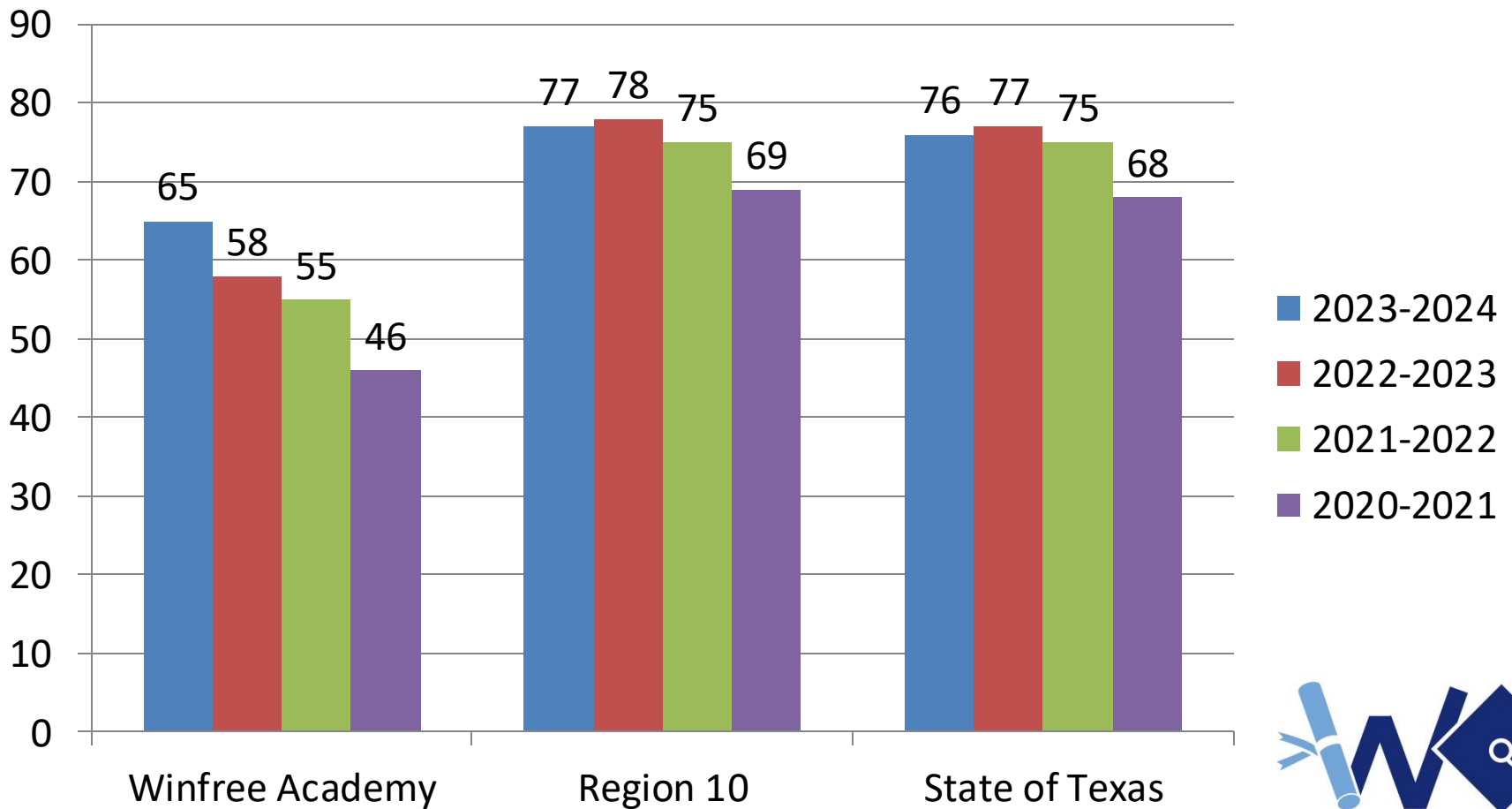


**No 2019-2020 data due to COVID-10 STAAR Cancellation Spring 2020*



**WINFREE ACADEMY
CHARTER SCHOOLS**
Success tomorrow starts today...

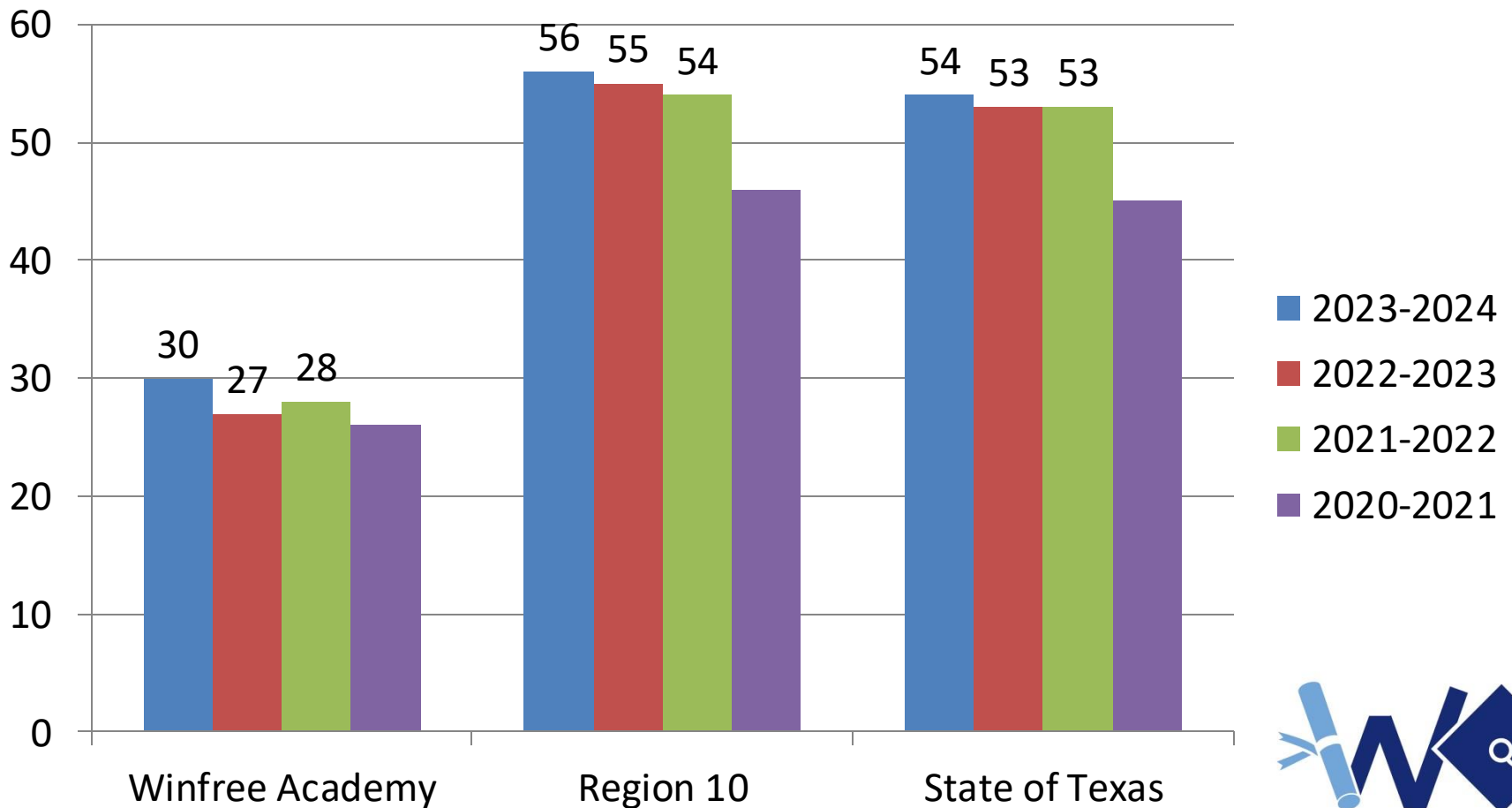
STAAR Percent at Phase-in 1 Level II or Above English



**No 2019-2020 data due to COVID-10 STAAR Cancellation Spring 2020*



STAAR Percent at Meets Standard or Above English

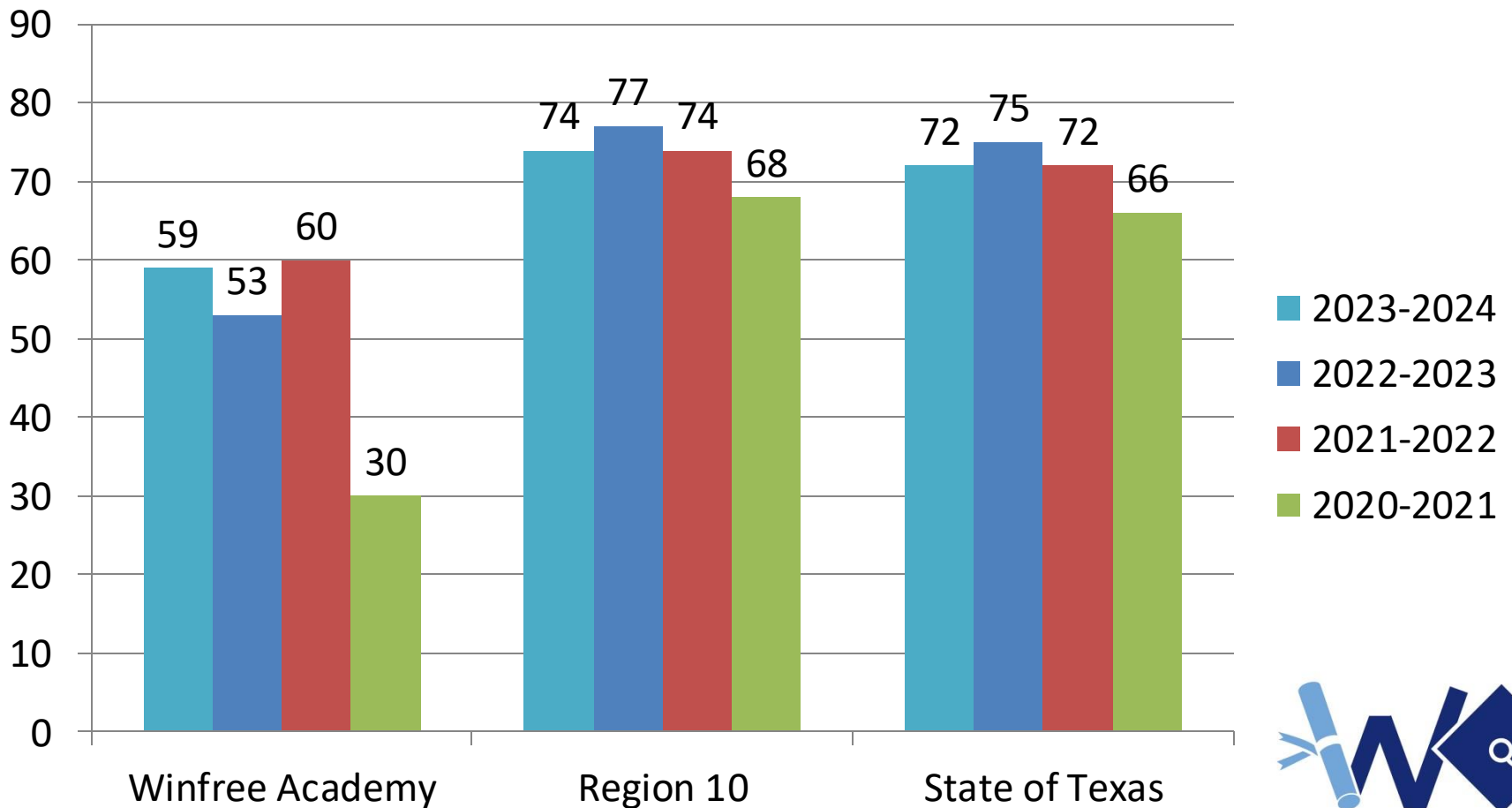


**No 2019-2020 data due to COVID-10 STAAR Cancellation Spring 2020*



WINFREE ACADEMY
CHARTER SCHOOLS
Success tomorrow starts today...

STAAR Percent at Phase-in 1 Level II or Above Algebra I

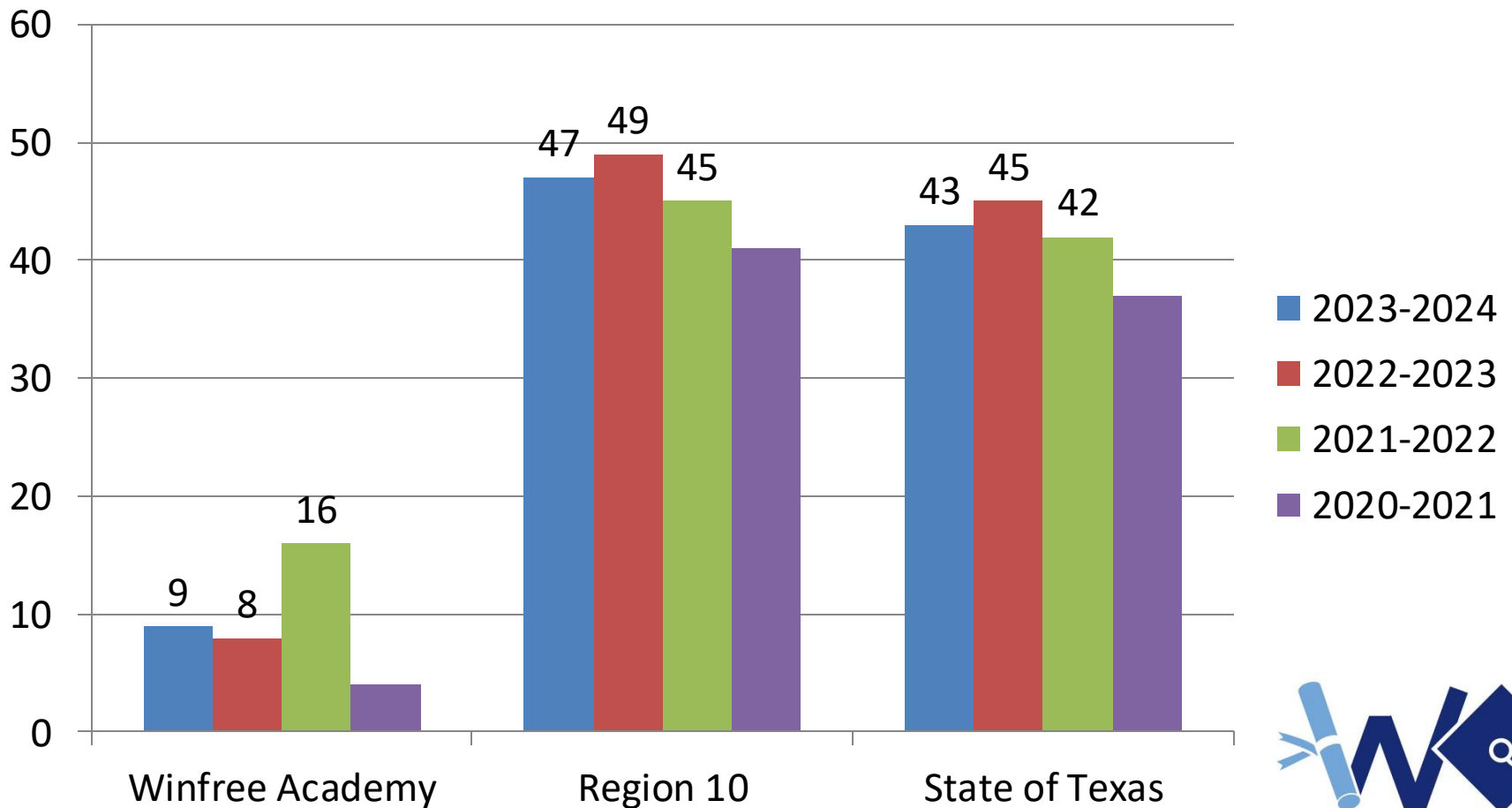


**No 2019-2020 data due to COVID-10 STAAR Cancellation Spring 2020*



WINFREE ACADEMY
CHARTER SCHOOLS
Success tomorrow starts today...

STAAR Percent at Meets Standard or Above Algebra I

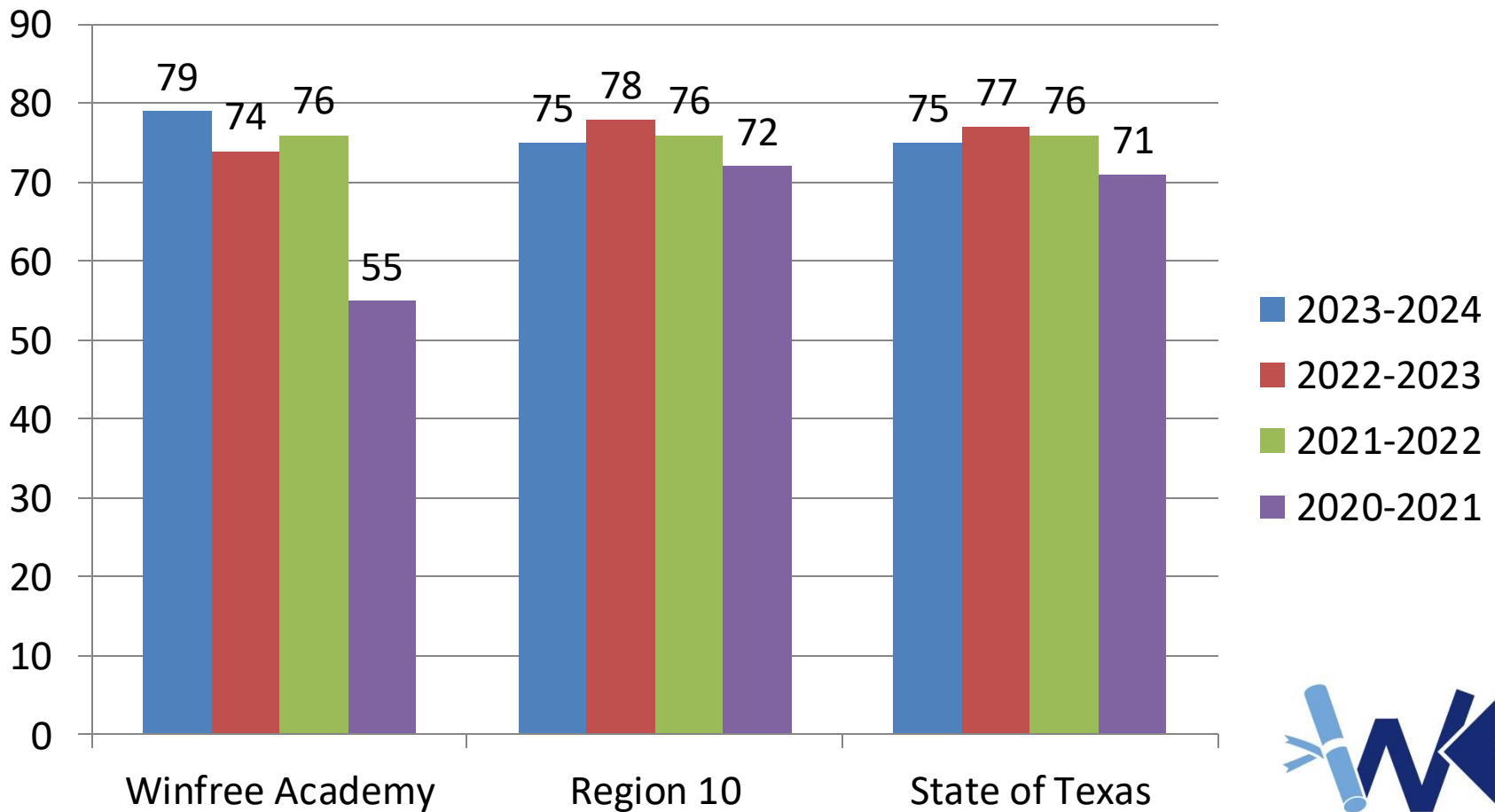


**No 2019-2020 data due to COVID-10 STAAR Cancellation Spring 2020*



WINFREE ACADEMY
CHARTER SCHOOLS
Success tomorrow starts today...

STAAR Percent at Phase-in 1 Level II or Above Biology

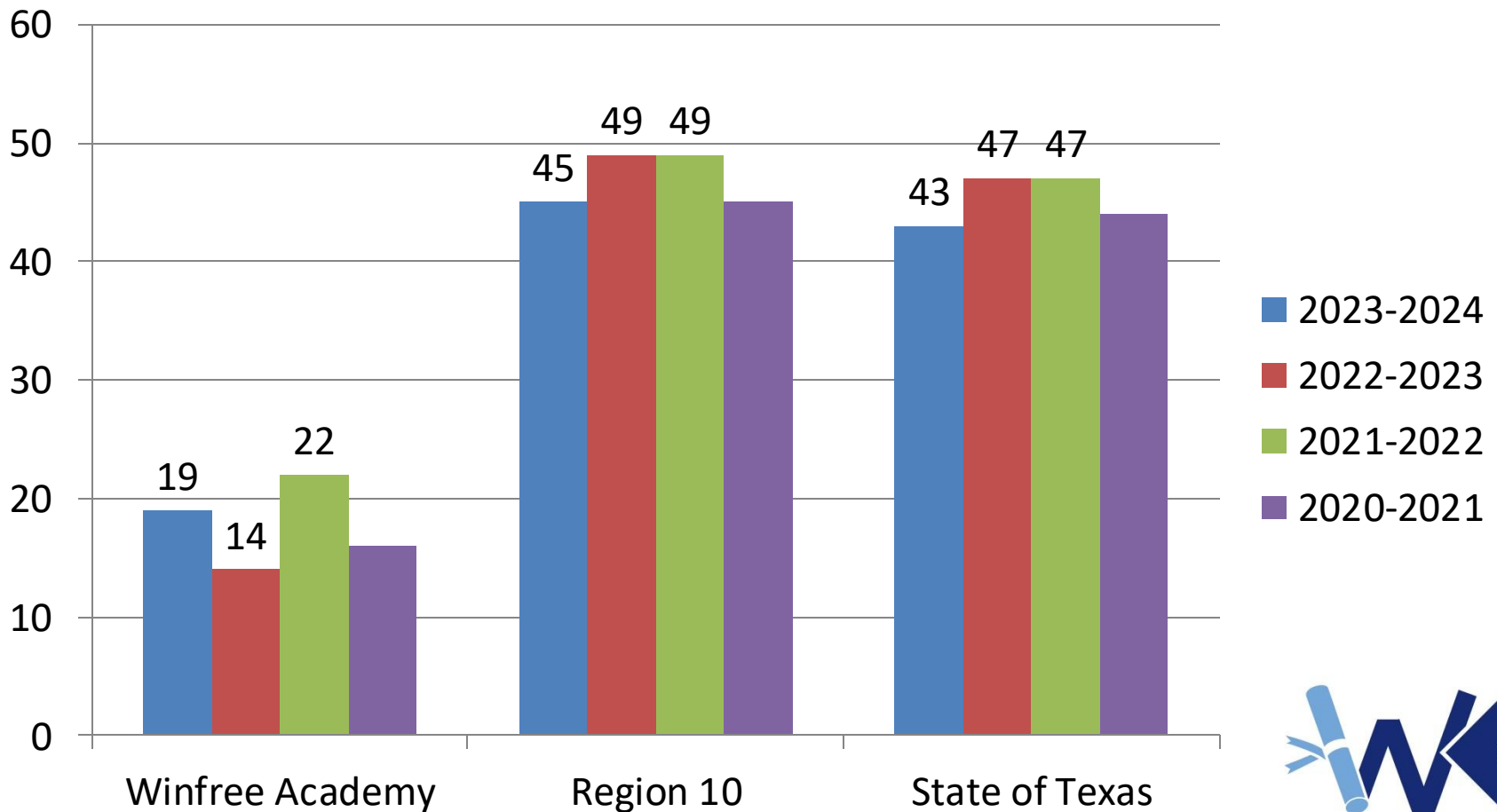


**No 2019-2020 data due to COVID-10 STAAR Cancellation Spring 2020*



**WINFREE ACADEMY
CHARTER SCHOOLS**
Success tomorrow starts today...

STAAR Percent at Meets Standard or Above Biology

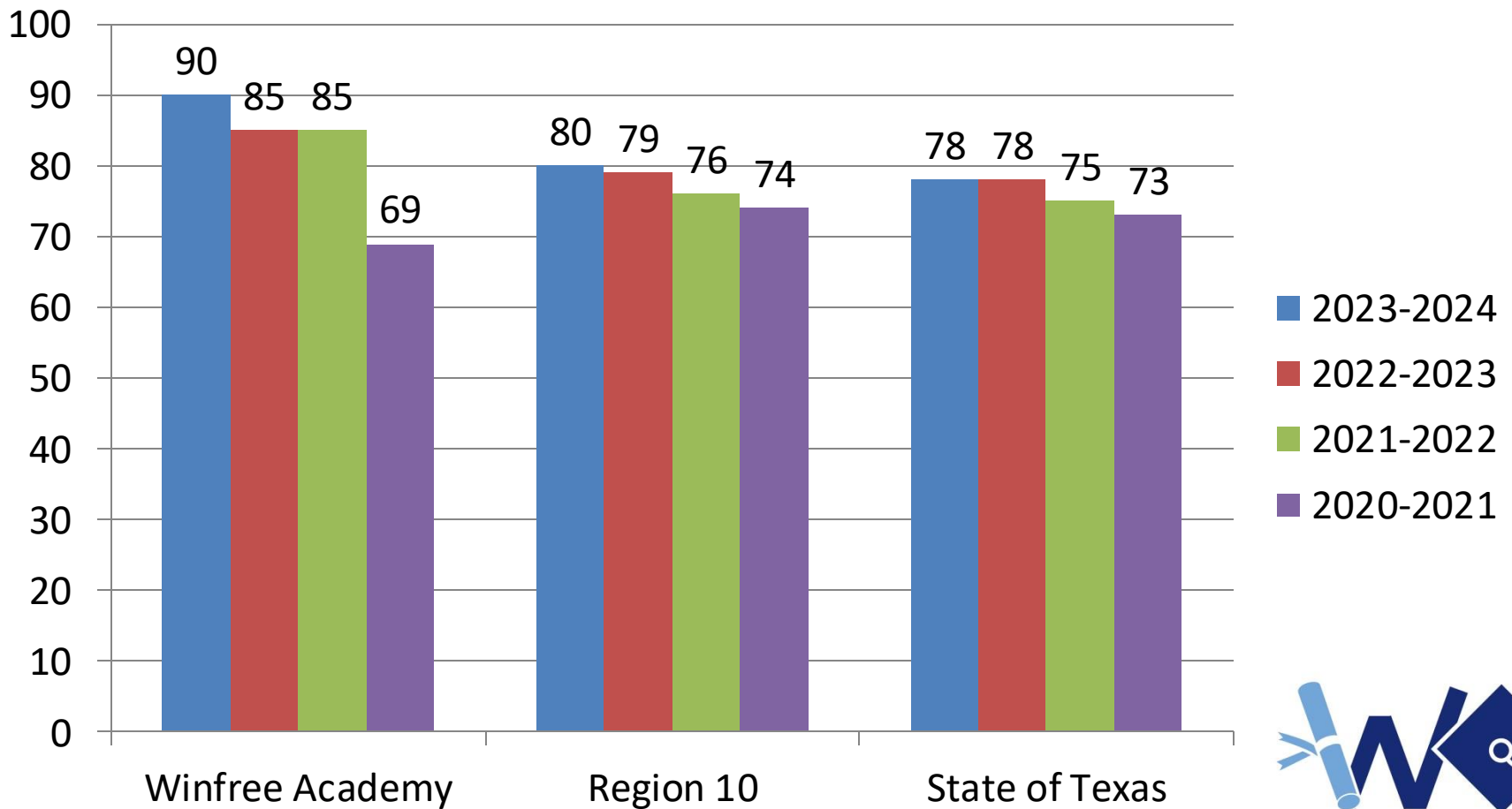


**No 2019-2020 data due to COVID-10 STAAR Cancellation Spring 2020*



WINFREE ACADEMY
CHARTER SCHOOLS
Success tomorrow starts today...

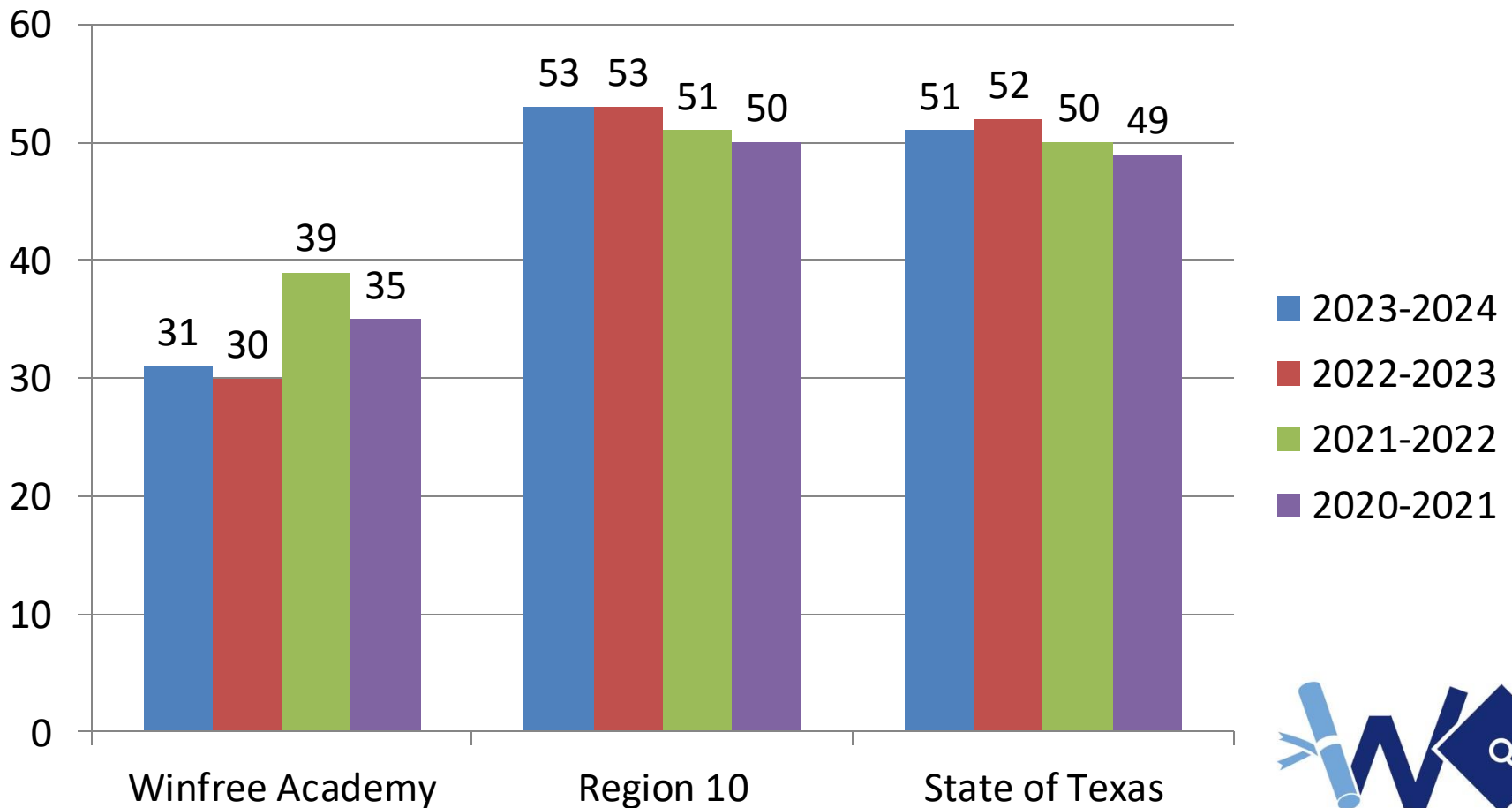
STAAR Percent at Phase-in 1 Level II or Above US History



**No 2019-2020 data due to COVID-10 STAAR Cancellation Spring 2020*



STAAR Percent at Meets Standard or Above US History



**No 2019-2020 data due to COVID-10 STAAR Cancellation Spring 2020*



**WINFREE ACADEMY
CHARTER SCHOOLS**
Success tomorrow starts today...

2022-2023 PEIMS Actual Financial Data



WINFREE ACADEMY
CHARTER SCHOOLS

Success tomorrow starts today...

2024-2025 Performance Objectives - WACS

Goal 1: Provide a learning environment that is positive, inspiring, individualized, progressive, safe and innovative to better ensure the success of our learners and staff.

Performance Objective 1: Provide ongoing and targeted professional development to all educators during the 2024-2025 school year based focused on Explicit school-wide behavioral expectations and culture routines.

Performance Objective 2: Retain 90% of all educators at the end of 2023-2024.

Performance Objective 3: Initiate a comprehensive Safety Plan by providing all staff with training and resources related to Health and Safety for the 2024-2025 school year.



2024-2025 Performance Objectives - WACS

Performance Objective 4: Maintain 100% qualified staff members.

Performance Objective 5: All learners will be exposed to post-high school opportunities during the 2024-2025 school year.



2024-2025 Performance Objectives - WACS

Goal 2: Increase Domain 1 Student Achievement and academic performance in Approaches, Meets, and Masters of all learners as they work to gain the skills needed to be successful in the future they desire.

Performance Objective 1: Increase the overall percentage of learners achieving "Meets Grade Level" or higher on all EOC tests from 22% (2023 TAPR) to 30% .

Performance Objective 2: Increase the percentage of accountability learners achieving "Meets Grade Level" or better on the STAAR EOC Algebra 1 from 6% (2023 TAPR) to 20%



2024-2025 Performance Objectives - WACS

Performance Objective 3: Increase the percentage of accountability learners achieving "Meets Grade Level" or better on the Combined English 1 & English 2 state assessment from 27% to 35%. (2023 TAPR)

Performance Objective 4: Increase the percentage of accountability learners achieving "Meets Grade Level" or better on the Biology state assessment from 14% (2023 TAPR) to 25%

Performance Objective 5: Increase the percentage of accountability learners achieving "Meets Grade Level" or better on the U.S. History state assessment from 30% (2023 TAPR) to 40%



2024-2025 Performance Objectives - WACS

Performance Objective 6: Increase the performance of Special Education learners in the progress of their courses (to an average of 7 semester completions per year per SPED student) and their EOC assessments (SPED learners will achieve 20% from 14% Meets Grade Level on All Grades All Subjects of STAAR.) (2023 TAPR)

Performance Objective 7: Increase the overall percentage of EB learners(EB/EL Current & Monitored) achieving "Meets Grade Level" or higher on all EOC tests from 15% (2023 TAPR) to 25%

Performance Objective 8: Decrease the dropout rate to under 10%

Performance Objective 9: Increase the average daily attendance from 73.82% (2023 TAPR) to 80%



2024-2025 Performance Objectives - WACS

Performance Objective 10: The 4-Year Longitudinal Rate for the Class of 2025 will exceed the 4-Year Longitudinal Rate for the Class of 2022. (82.8% 2023 TAPR).

Performance Objective 11: Improve the number of CCMR Annual Grads (Student Achievement) from 36% (2023 TAPR) to 50%



2024-2025 Performance Objectives - WACS

Goal 3: Involve community members, parents, staff and learners to utilize strengths, resources and talents to provide innovative experiences for all learners.

Performance Objective 1: Provide four campus opportunities for parental involvement during the school year.

Performance Objective 2: Provide opportunities for students to be involved in at least one extra-curricular activity, and at least one leadership activity (academic and non-academic) throughout the school year.

Performance Objective 3: Improve communication between district and stakeholders.



2023-2024 Criminal or Violent Incident Report

Number, Rate, and Type of Violent or Criminal Incidents by Campus 2022-2023

Campus	11	12	13	14	15	16	17	18	19	29	30	31	32	36	37	46	47	48	Total
Irving	0	0	0	0	0	0	0	0	0	0	0	0	0	0	0	0	0	0	0
Lewisville	0	0	0	0	0	0	0	0	0	0	0	0	0	0	0	0	0	0	0
Richardson	0	0	0	0	0	0	0	0	0	0	0	0	0	0	0	0	0	0	0
Grand Prairie	0	0	0	0	0	0	0	0	0	0	0	0	0	*	0	0	0	0	0
North Richland Hills	0	0	0	0	0	0	0	0	0	0	0	0	0	*	0	0	0	0	0
Dallas	*	0	0	0	0	0	0	0	0	0	0	0	0	0	0	0	0	0	*
Total	0	0	0	0	0	0	0	0	0	0	0	0	0	0	0	0	0	0	0

Counts less than 5 and greater than 0 are masked with the "" value to comply with FERPA



WINFREE ACADEMY
CHARTER SCHOOLS
Success tomorrow starts today...

2023-2024 Criminal or Violent Incident Report

Number, Rate, and Type of Violent or Criminal Incidents by Campus Five Year Longitudinal Study

Year	Number of Incidents	Discretionary Offenses	Mandatory Offenses
2023-2024	*	*	*
2022-2023	0	0	0
2021-2022	*	0	*
2020-2021	0	0	0
2019-2020	*	0	*
2018-2019	*	0	*



Enrollment and Academic Performance Report - THECB

	Class of 2023				Class of 2022				Class of 2021			
	2-yr	4-yr	NT	NF	2-yr	4-yr	NT	NF	2-yr	4-yr	NT	NF
001	9.4%	0%	7.8%	82.8%	8.4%	5.1%	8.4%	77.9%	8.3%	0%	11.1%	80.6%
002	8.2%	6.1%	6.1%	79.6%	6.7%	2.9%	4.8%	85.7%	3.7%	7.5%	5.6%	83.4%
003	1.5%	6.2%	13.8%	78.5%	14.2%	3.5%	5.3%	78.8%	19%	4.7%	12.7%	63.4%
004	1.4%	7.1%	1.4%	90%	4.5%	3.0%	4.5%	88%	4.5%	3%	0%	91%
005	2.1%	0%	6.3%	91.7%	1.2%	0%	3.8%	95%	0%	5.7%	6.9%	86.5%
006	6.6%	2.6%	7.9%	82.9%	6.9%	3.4%	4.6%	85.1%	8.3%	0%	3.1%	88.9%



Includes high schools with more than 25 graduates.