



WINFREE ACADEMY
CHARTER SCHOOLS
Success tomorrow starts today...

2021-2022 Texas Academic Performance Report (TAPR)

Presented to the Board
January 2023

Texas Academic Performance Reports

Reporting Requirements

- The District is required to provide a public hearing for discussion of the Texas Academic Performance Report (TAPR) under the Texas Education Code, §39.306.
- The annual report must be published within two weeks of the public hearing.

How to access the TAPR

- <https://rptsvr1.tea.texas.gov/perfreport/tapr/2022/index.html>
- *Search by District or Campus*
- TAPR Glossary
<https://rptsvr1.tea.texas.gov/perfreport/tapr/2022/glossary.pdf>
- Spanish Available
Late Winter



WINFREE ACADEMY
CHARTER SCHOOLS
Success tomorrow starts today...

Texas Academic Performance Reports

- Information to be Reported
 - 2021-2021 District Profile and Academic Performance Data
 - 2020-2021 PEIMS Financial Standard Report
 - 2022-2023 Campus Performance Objectives
 - 2021-2022 Violent and Criminal Incidents Report
 - 2020-2021 Texas Higher Education Coordinating Board Data



WACS Profile

	2022-2023	2021-2022	2020-2021	2019-2020	2018-2019	2017-2018
At-Risk	99.8%	99.7%	96.3%	96.7%	97.9%	96.9%
Economically Disadvantaged	56.8%	59.2%	46.6%	53.1%	54.2%	58.5%
English Language Learners	19.2%	16.7%	13.6%	16.9%	12.7%	11.2%
Special Education	12.1%	11.4%	11.8%	10.7%	11.1%	10.0%
Attendance Rate (-1 year)	~	73.2%	75.5%	79.6%	78.6%	78.6%
Dropouts (-1 year)	~	8.4%* Internal calc	11.8%	6.1%	7.9%	9.3%

2022 State Accountability

WACS Accountability Rating (AEA) : **B**

Currently Not Rated: Data Under Review

Campus Accountability Ratings (AEA):

- 001 - C
- 002 - C
- 003 - A
- 004 - B
- 005 – *Not Rated*
- 006 - C



Accreditation Rating & Determination Status

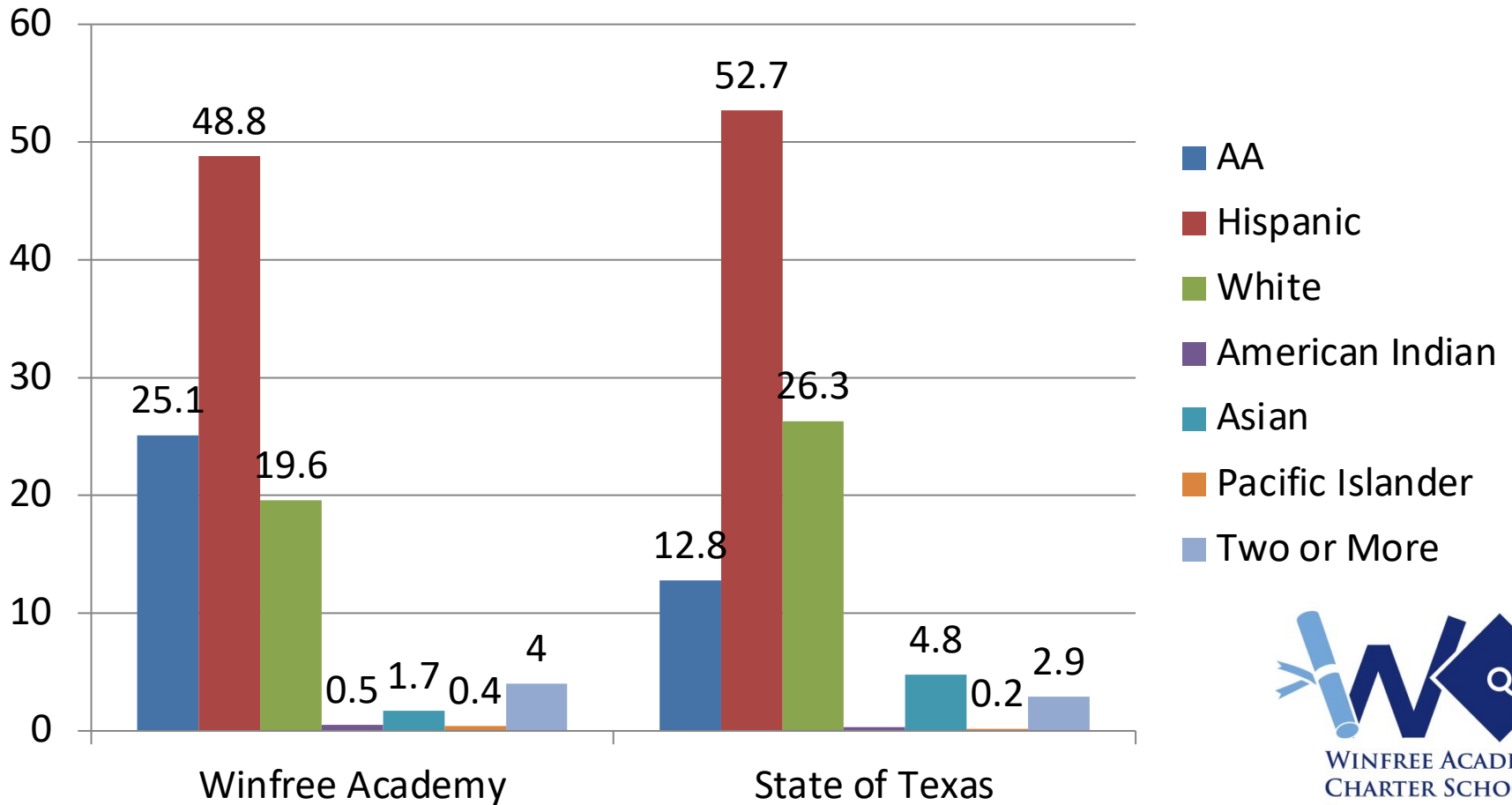
2020 Accreditation Rating: *Accredited*

2022 Special Education Determination Status:
Needs Assistance



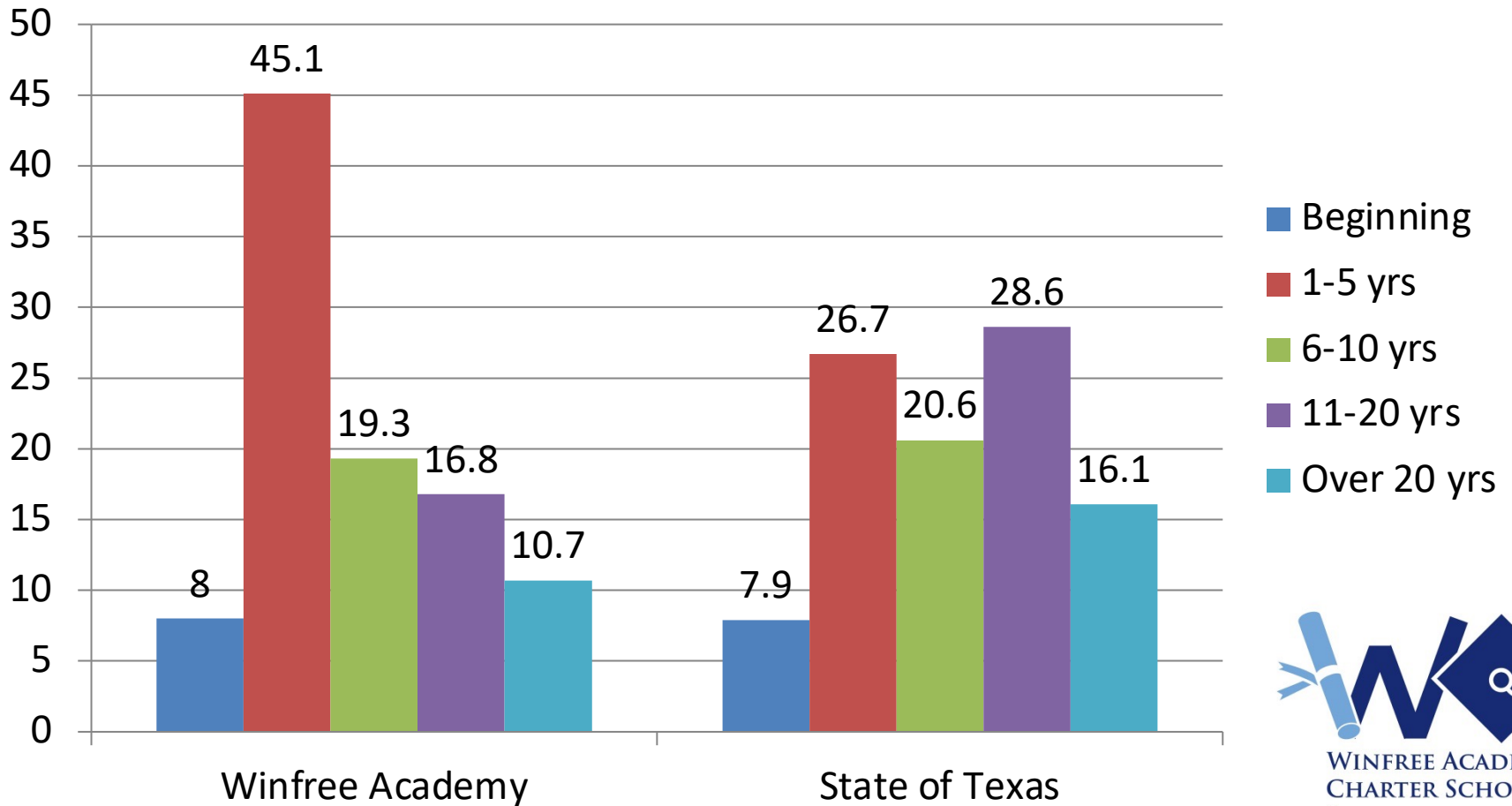
2022-2023 WACS Profile

Ethnic Distribution

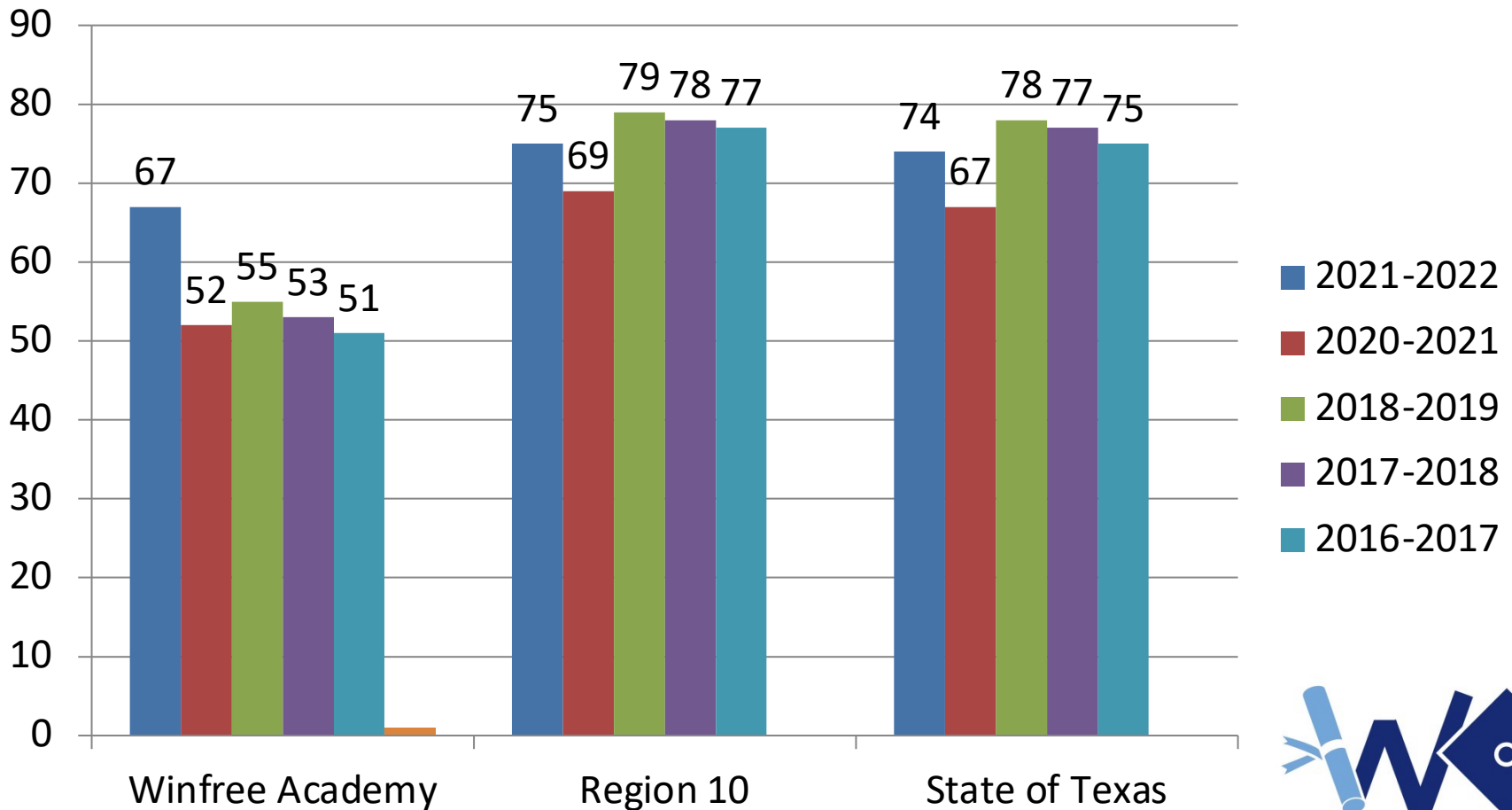


2022-2023 WACS Profile

Teacher Experience



STAAR Percent at Approaches Standard or Above All Grades, All Subjects



**No 2019-2020 data due to COVID-10 STAAR Cancellation Spring 2020*



2022 A-F Accountability

Accountability System =

$$\frac{\text{Sum of Approaches} + \text{Sum of Meets} + \text{Sum of Masters}}{\text{Sum of All Tests Taken} \times 3}$$



There's a New Game in Town....

100 Tests were taken

- 53 Approaches Grade Level or Higher
- 15 Meets Grade Level or Higher
- 3 Masters Grade Level or Higher

Accountability System =

$$\frac{53 + 15 + 3}{100 + 100 + 100}$$

23 %



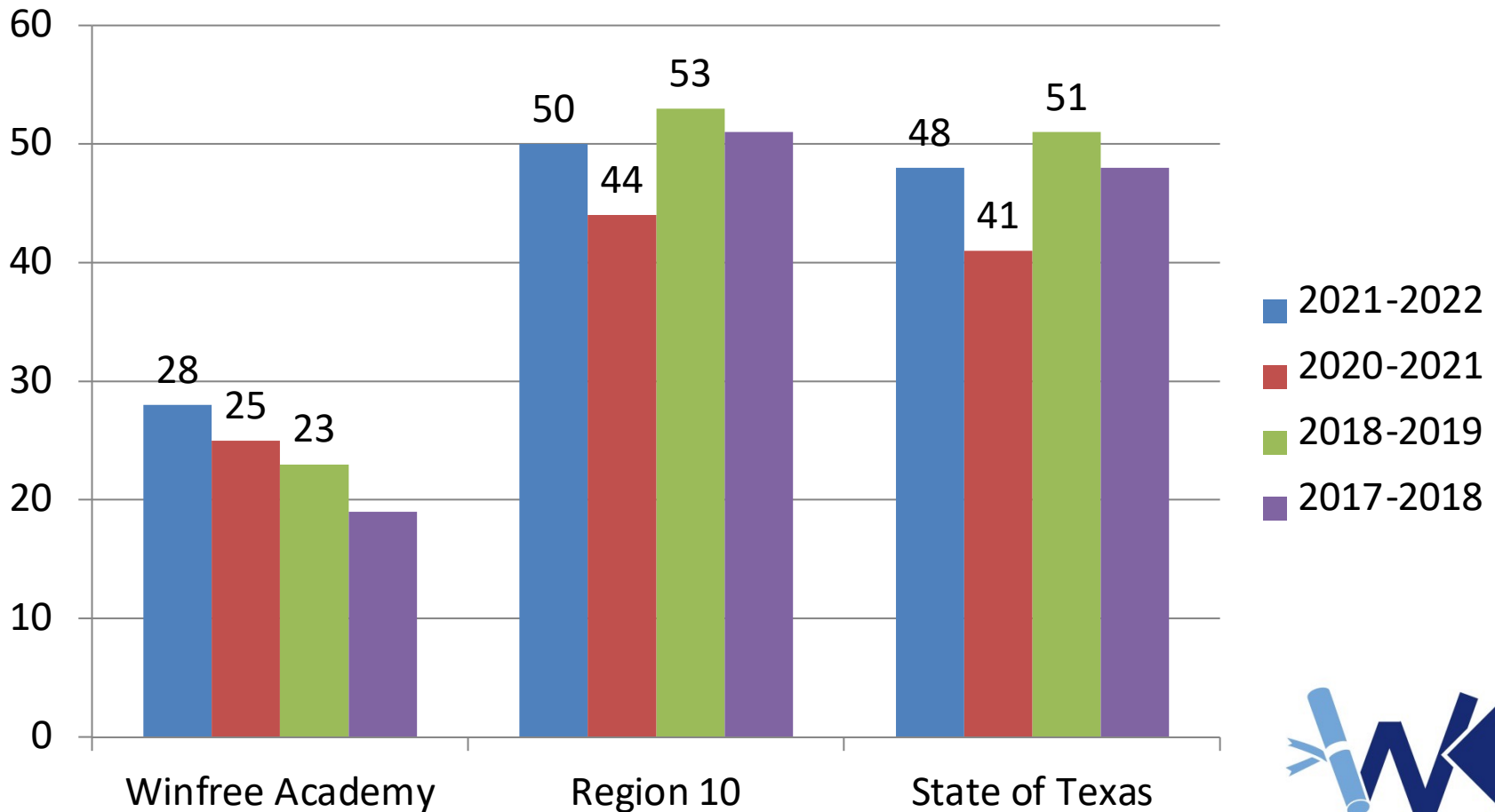
When the rules change, so does the strategy.



WINFREE ACADEMY
CHARTER SCHOOLS

Success tomorrow starts today...

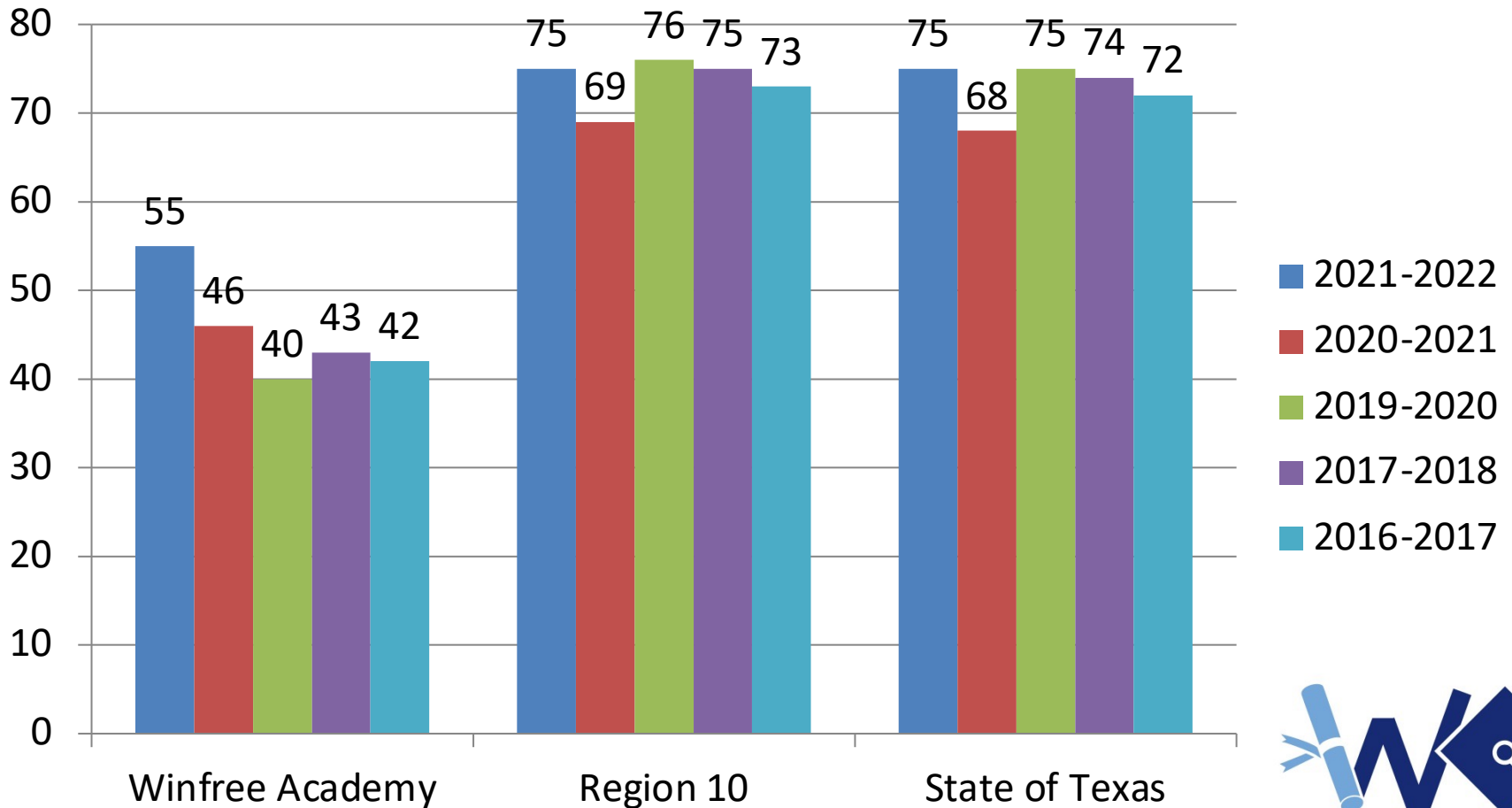
STAAR Percent at Meets Standard or Above All Grades, All Subjects



**No 2019-2020 data due to COVID-10 STAAR Cancellation Spring 2020*



STAAR Percent at Phase-in 1 Level II or Above English

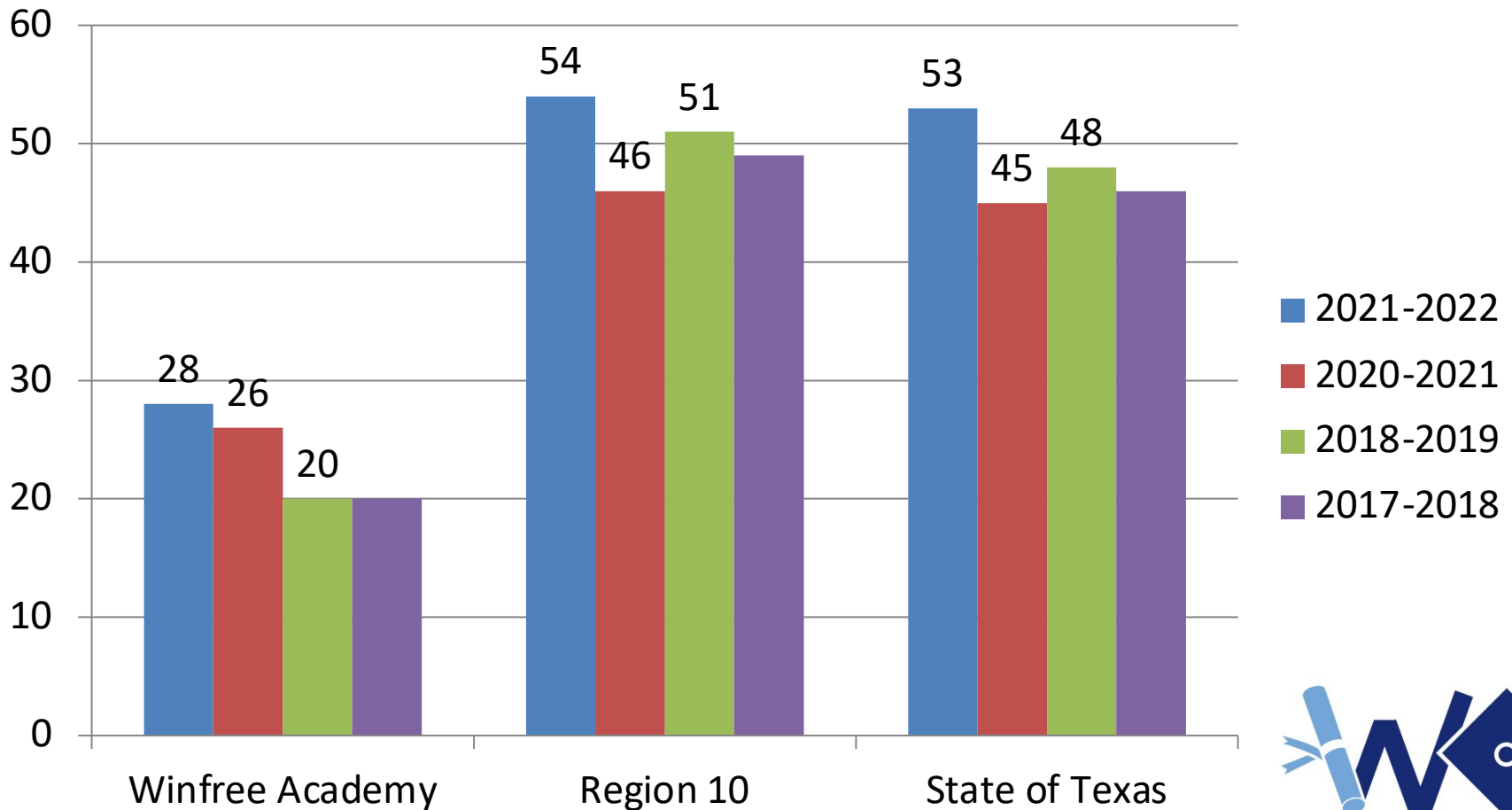


**No 2019-2020 data due to COVID-10 STAAR Cancellation Spring 2020*



**WINFREE ACADEMY
CHARTER SCHOOLS**
Success tomorrow starts today...

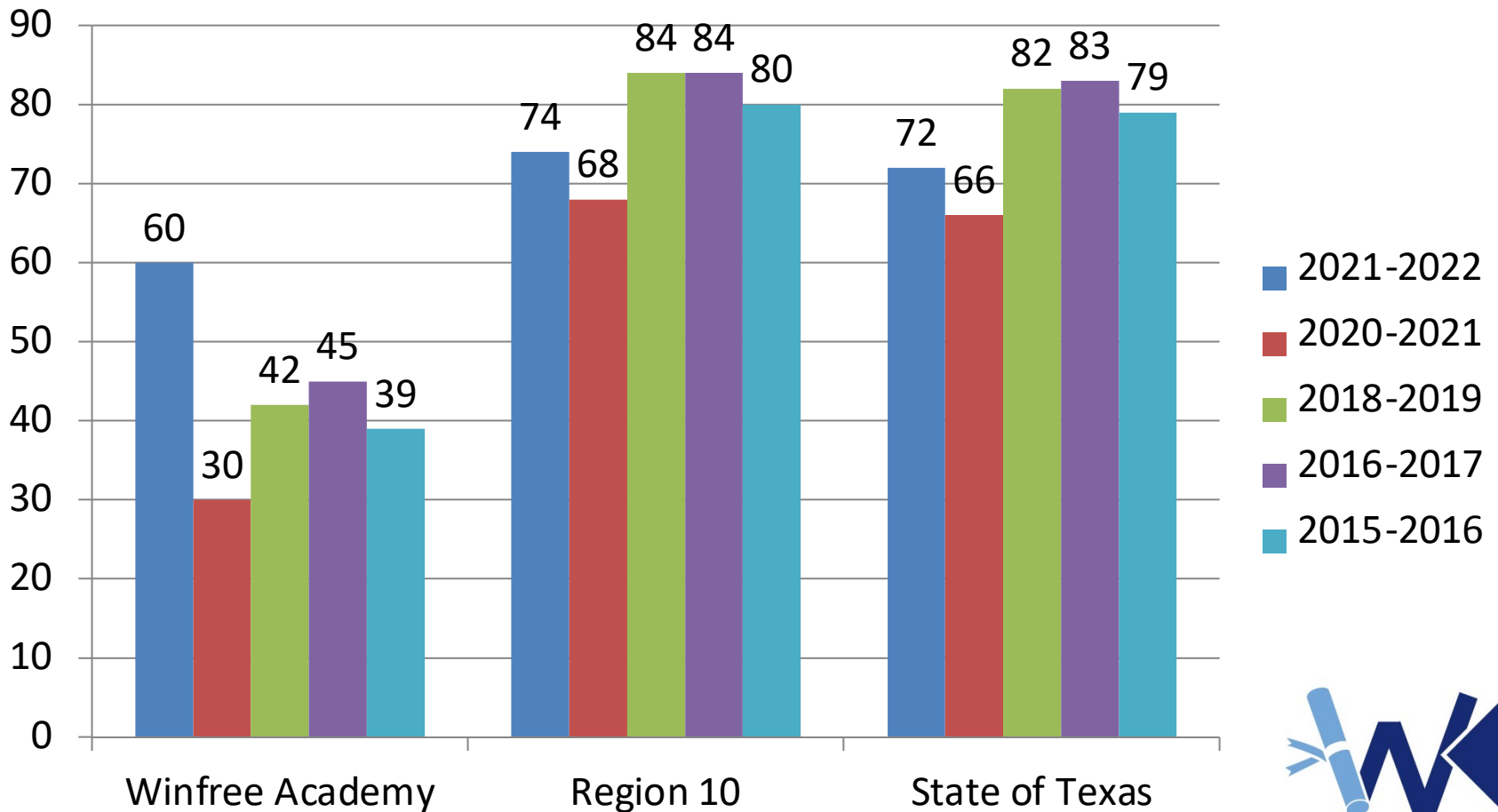
STAAR Percent at Meets Standard or Above English



**No 2019-2020 data due to COVID-10 STAAR Cancellation Spring 2020*



STAAR Percent at Phase-in 1 Level II or Above Algebra I

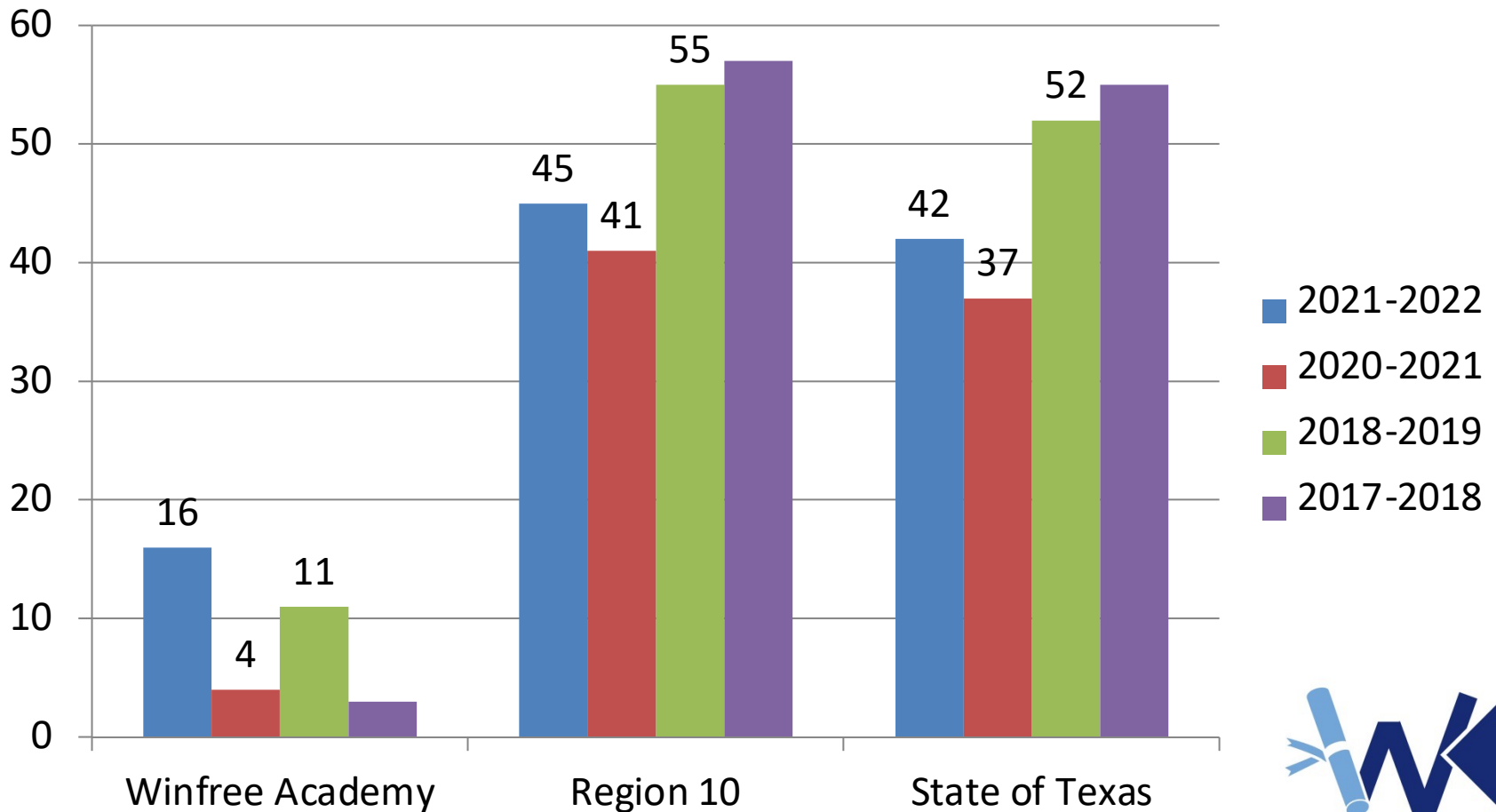


*No 2019-2020 data due to COVID-10 STAAR Cancellation Spring 2020



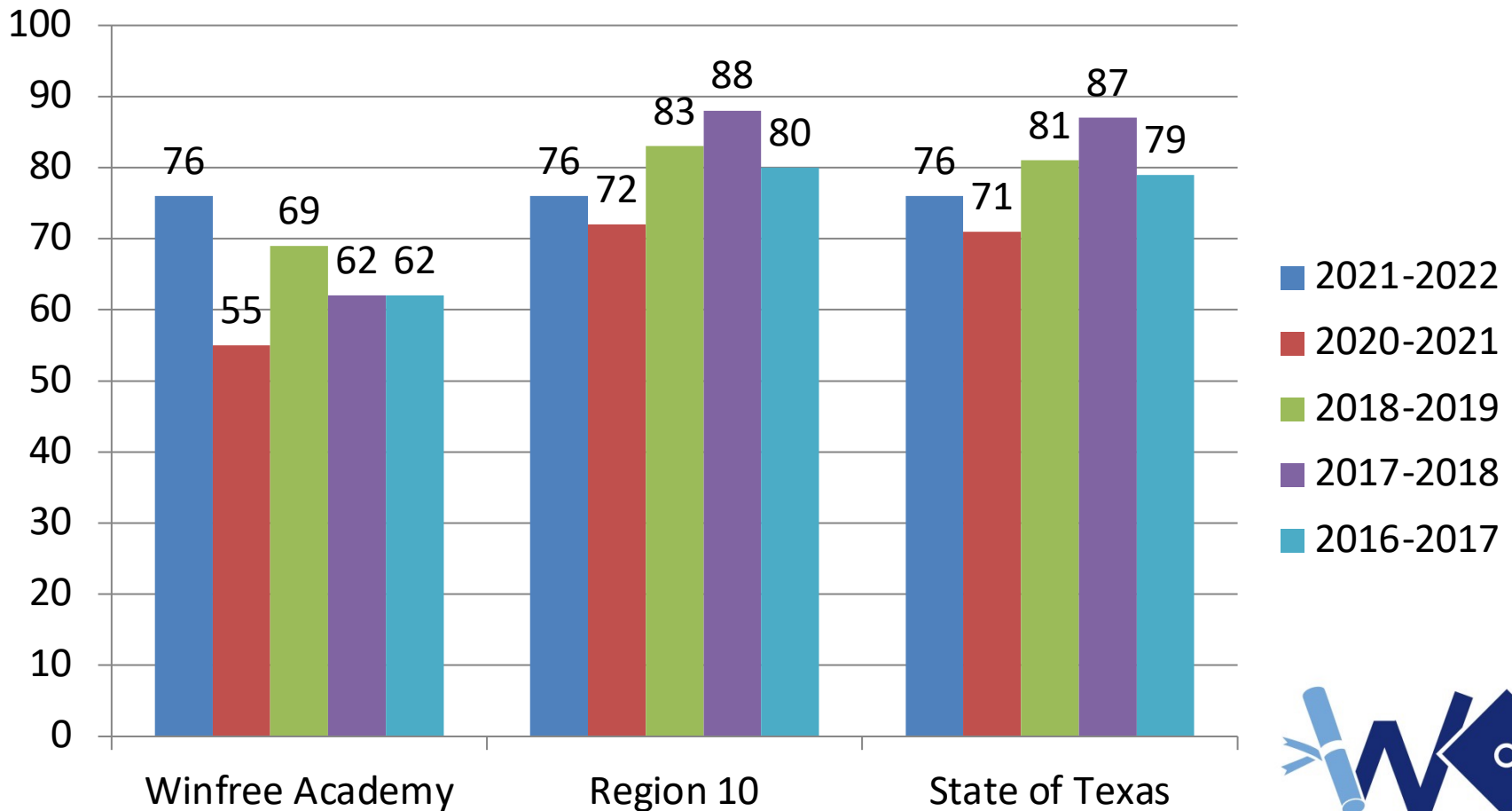
WINFREE ACADEMY
CHARTER SCHOOLS
Success tomorrow starts today...

STAAR Percent at Meets Standard or Above Algebra I



**No 2019-2020 data due to COVID-10 STAAR Cancellation Spring 2020*

STAAR Percent at Phase-in 1 Level II or Above Biology

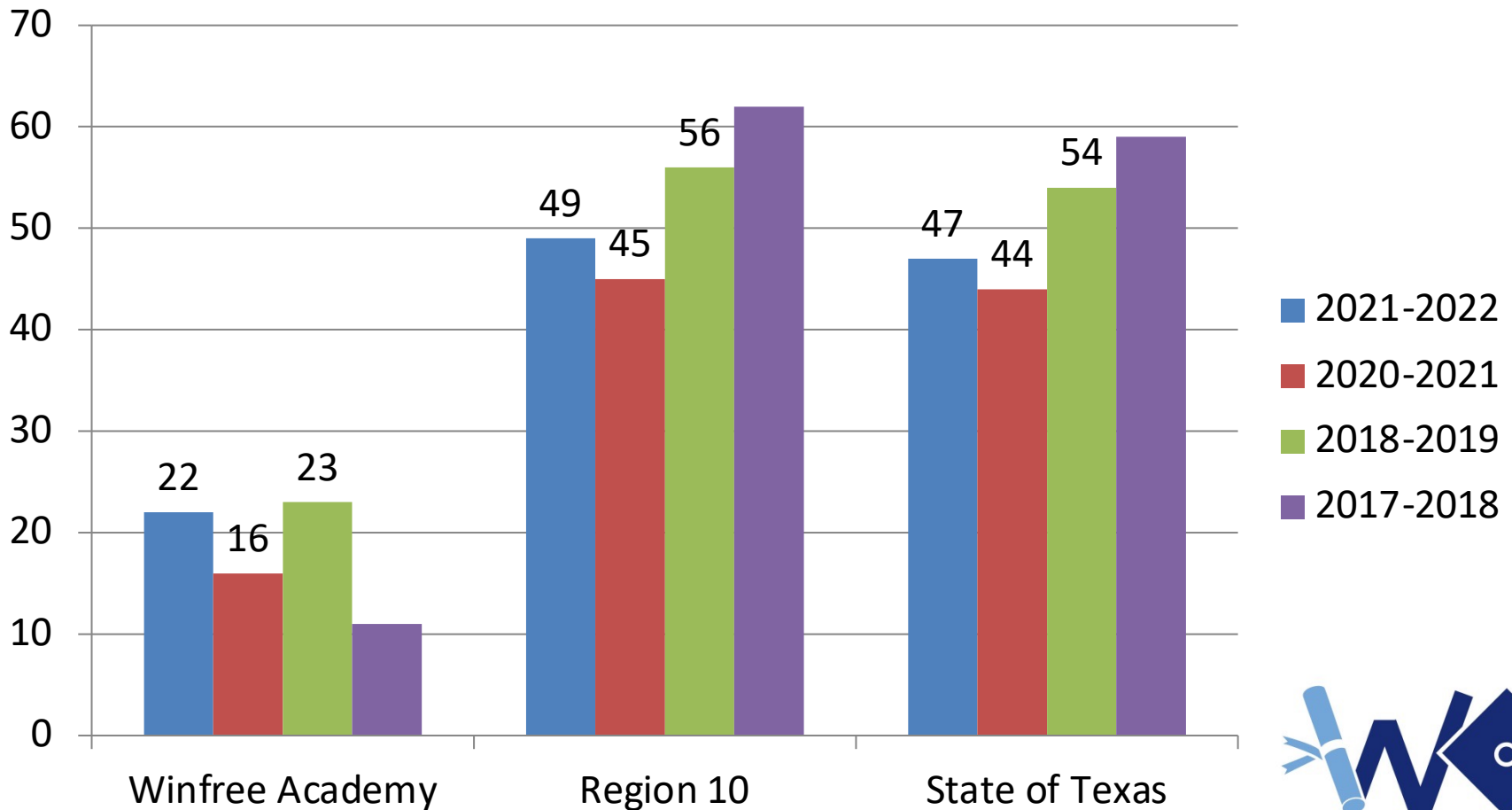


**No 2019-2020 data due to COVID-10 STAAR Cancellation Spring 2020*



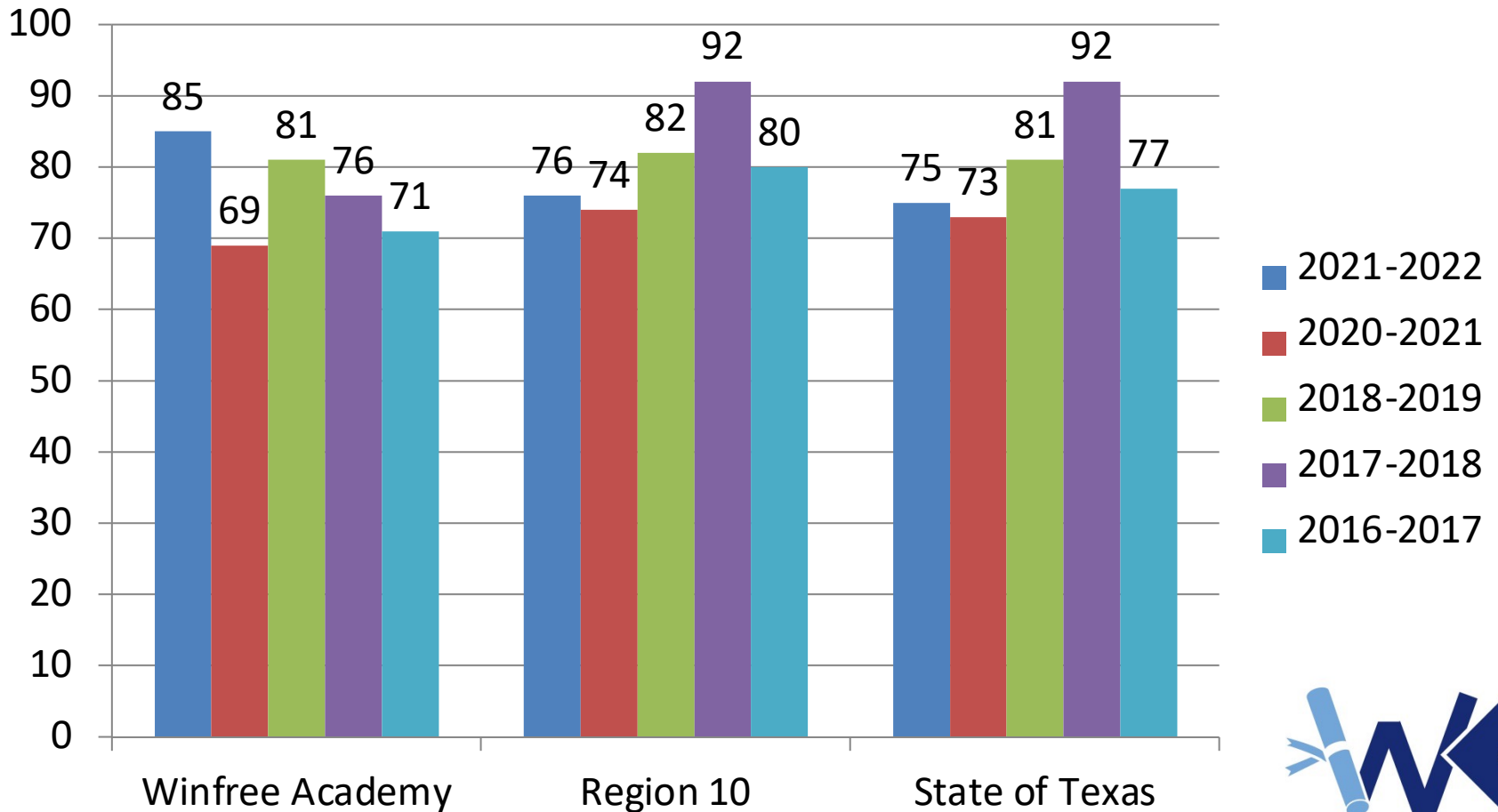
**WINFREE ACADEMY
CHARTER SCHOOLS**
Success tomorrow starts today...

STAAR Percent at Meets Standard or Above Biology



**No 2019-2020 data due to COVID-10 STAAR Cancellation Spring 2020*

STAAR Percent at Phase-in 1 Level II or Above US History

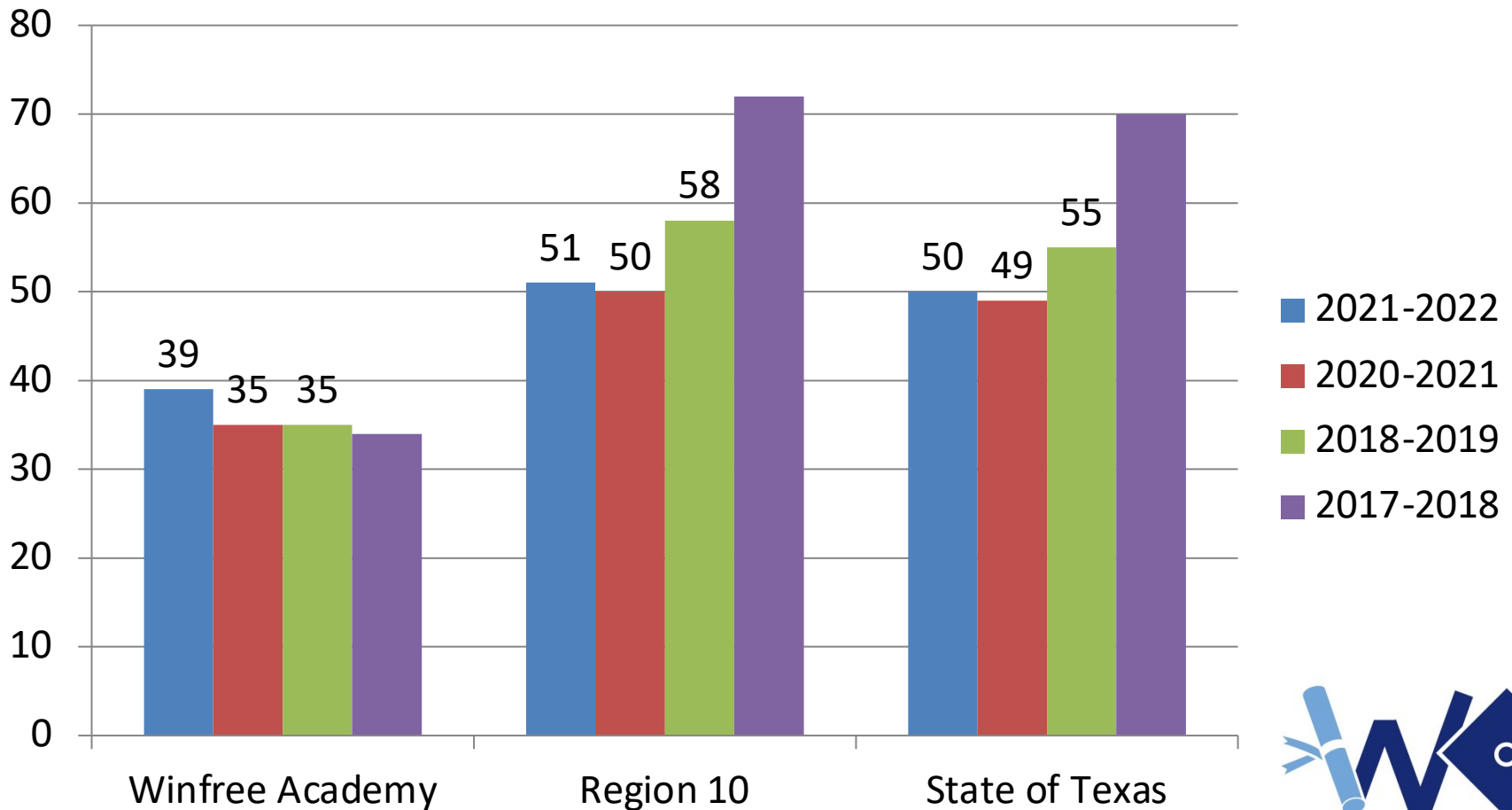


*No 2019-2020 data due to COVID-10 STAAR Cancellation Spring 2020



WINFREE ACADEMY
CHARTER SCHOOLS
Success tomorrow starts today...

STAAR Percent at Meets Standard or Above US History



**No 2019-2020 data due to COVID-10 STAAR Cancellation Spring 2020*



2020-2021 PEIMS Actual Financial Data



WINFREE ACADEMY
CHARTER SCHOOLS

Success tomorrow starts today...

2022-2023 Performance Objectives - WACS

Goal 1: Provide a learning environment that is positive, inspiring, individualized, progressive, safe and innovative to better ensure the success of our learners and staff.

Performance Objective 1: Provide ongoing professional development to all educators during the 2022-2023 based on the needs of individual staff members or groups of staff members

Performance Objective 2: Decrease the educator turnover rate by 10% from 2021-2022 to 2022-2023

Performance Objective 3: The District is 100% compliant with all security audits, safety audits and crisis management plan for the 2022-2023 school year.



2022-2023 Performance Objectives - WACS

Performance Objective 4: Maintain 100% qualified staff members for the 2022-2023 school year.

Performance Objective 5: All learners (100%) will be exposed to post-high school opportunities during the 2022-2023 school year.



2022-2023 Performance Objectives - WACS

Goal 2: Increase the academic performance of all learners as they work to gain the skills needed to be successful in the future they desire.

Performance Objective 1: Increase the percentage of accountability learners achieving "Meets Grade Level" or better on the Algebra 1 EOC STAAR from 16% in 21-22 to 25%.

Performance Objective 2: Increase the percentage of accountability learners achieving "Meets Grade Level" or better on the English 1 and English 2 state assessment from 28% in 21-22 to 35%.

Performance Objective 3: Increase the percentage of accountability learners achieving "Meets Grade Level" or better on the Biology state assessment from 22% in 21-22 to 45%.



2022-2023 Performance Objectives - WACS

Performance Objective 4: Increase the percentage of accountability learners achieving "Meets Grade Level" or better on the U.S. History state assessment from 39% in 21-22 to 50%.

Performance Objective 5: Increase the overall percentage of learners achieving "Meets Grade Level" or higher on all EOC tests (average of all 5) from 28% in 21-22 to 35%.

Performance Objective 6: Decrease the dropout rate to under 10%

Performance Objective 7: WACS cohort graduation rate for the Class of 2022 will exceed the cohort graduation rate for the Class of 2021.



2022-2023 Performance Objectives - WACS

Performance Objective 8: Increase the average daily attendance (ADA) to 83%.

Performance Objective 9: Increase the performance of Emergent Bilingual learners in the progress of their courses and their EOC assessments.

Performance Objective 10: Increase the performance of Special Education learners in the progress of their courses and their EOC assessments.

Performance Objective 11: Improve the number of learners who graduate with CCMR credits on 2019 Accountability CCMR composite/component score to 35 districtwide on CCMR composite/component score.



2022-2023 Performance Objectives - WACS

Goal 3: Involve community members, parents, staff and learners to utilize strengths, resources and talents to provide innovative experiences for all learners.

Performance Objective 1: Provide no less than four campus opportunities for parental involvement for the school year.

Performance Objective 2: Provide opportunities for students to be involved in at least one extra-curricular activity, and at least one leadership activity (academic and non-academic) throughout the 2022-2023 school year.

Performance Objective 3: Improve communication between district and stakeholders.



2021-2022 Criminal or Violent Incident Report

Number, Rate, and Type of Violent or Criminal Incidents by Campus 2021-2022

Campus	11	12	13	14	15	16	17	18	19	29	30	31	32	36	37	46	47	48	Total
Irving	0	0	0	0	0	0	0	0	0	0	0	0	0	0	0	0	0	0	0
Lewisville	0	0	0	0	0	0	0	0	0	0	0	0	0	0	0	0	0	0	0
Richardson	0	0	0	0	0	0	0	0	0	0	0	0	0	0	0	0	0	0	0
Grand Prairie	0	0	0	0	0	0	0	0	0	0	0	0	0	0	0	0	0	0	0
North Richland Hills																			
Dallas	**	0	0	0	0	0	0	0	0	0	0	0	0	0	0	0	0	0	**
Total	0	0	0	0	0	0	0	0	0	0	0	0	0	0	0	0	0	0	0

*Counts less than 5 and greater than 0 are masked with the "**" value to comply with FERPA



WINFREE ACADEMY
CHARTER SCHOOLS
Success tomorrow starts today...

2021-2022 Criminal or Violent Incident Report

Number, Rate, and Type of Violent or Criminal Incidents by Campus Five Year Longitudinal Study

Year	Number of Incidents	Discretionary Offenses	Mandatory Offenses
2021-2022	*	0	*
2020-2021	0	0	0
2019-2020	*	0	*
2018-2019	*	0	*
2017-2018	0	0	0
2016-2017	*	0	*

Enrollment and Academic Performance Report - THECB

	Class of 2021				Class of 2019				Class of 2018			
	2-yr	4-yr	NT	NF	2-yr	4-yr	NT	NF	2-yr	4-yr	NT	NF
001	8.3%	0%	11.1%	80.6%	5.2%	0%	15.7%	76.3%	16.7%	2.4%	9.5%	71.4%
002	3.7%	7.5%	5.6%	83.4%	14.2%	4.8%	4.8%	73%	15.2%	0.0%	12.1%	72.7%
003	19%	4.7%	12.7%	63.4%	24.1%	0%	5.7%	70.1%	36.1%	2.8%	12.5%	48.6%
004	4.5%	3%	0%	91%	17.6%	4.1%	0%	78.4%	23%	1.4%	4.1%	71.6%
005	0%	5.7%	6.9%	86.5%	11.8%	0%	6.9%	81.2%	21.6%	5.4%	1.4%	71.6%
006	8.3%	0%	3.1%	88.9%	17.0%	0%	4.3%	78.7%	*	*	*	*



Includes high schools with more than 25 graduates.