



WINFREE ACADEMY
CHARTER SCHOOLS
Success tomorrow starts today...

2019-2020 Texas Academic Performance Report (TAPR)

Presented to the Board
January 2021

Texas Academic Performance Reports

Reporting Requirements

- The District is required to provide a public hearing for discussion of the Texas Academic Performance Report (TAPR) under the Texas Education Code, §39.306.
- The annual report must be published within two weeks of the public hearing.

How to access the TAPR

- <https://rptsvr1.tea.texas.gov/perfreport/tapr/index.html>
Search by District or Campus
- TAPR Glossary
<https://rptsvr1.tea.texas.gov/perfreport/tapr/2020/index.html>
- Spanish Available
Late Winter



WINFREE ACADEMY
CHARTER SCHOOLS
Success tomorrow starts today...

Texas Academic Performance Reports

- Information to be Reported
 - 2019-2020 District Profile and Academic Performance Data
 - 2018-2019 PEIMS Financial Standard Report
 - 2020-2021 Campus Performance Objectives
 - 2019-2020 Violent and Criminal Incidents Report
 - 2017-2018 Texas Higher Education Coordinating Board Data



WACS Profile

	2020-2021	2019-2020	2018-2019	2017-2018	2016-2017	2015-2016
At-Risk	96.3%	96.7%	97.9%	96.9%	98%	96.1%
Economically Disadvantaged	46.6%	53.1%	54.2%	58.5%	62.9%	67.0%
English Language Learners	13.6%	16.9%	12.7%	11.2%	9.6%	8.5%
Special Education	11.8%	10.7%	11.1%	10.0%	11.8%	11.7%
Attendance Rate (-1 year)	~	79.6%	78.6%	78.6%	79.1%	79.6%
Dropouts (-1 year)	~	6.31%* (internal calc)	7.9%	9.3%	11.8%	14.6%

2020 State Accountability

WACS Accountability Rating (AEA) :

Not Rated: Declared State of Disaster

Campus Accountability Ratings (AEA):

- *Not Rated: Declared State of Disaster*



2020 Accreditation Rating

2020 Accreditation Rating: *Accredited*



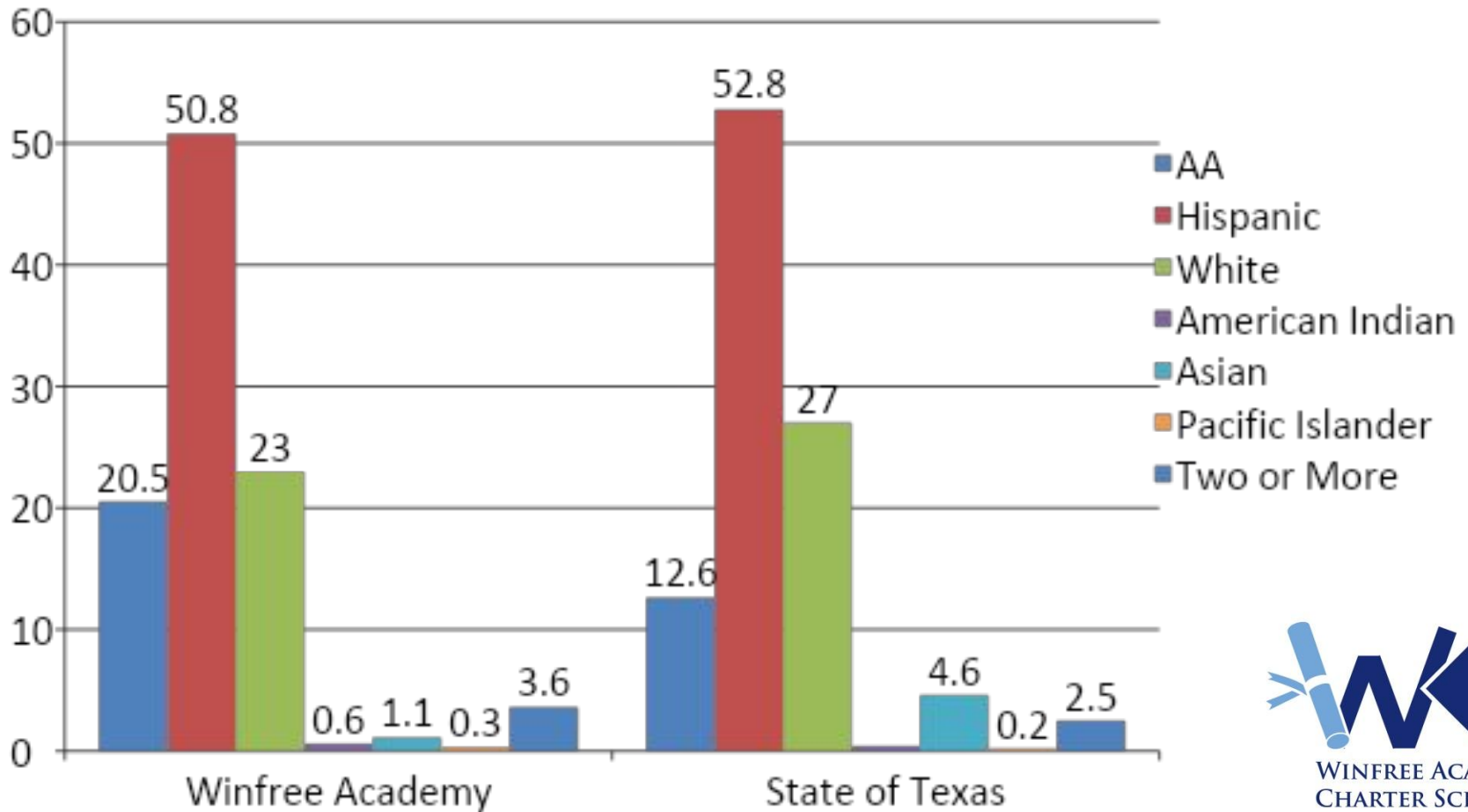
Special Education Determination Status

2020 Special Education Determination Status:
Needs Assistance



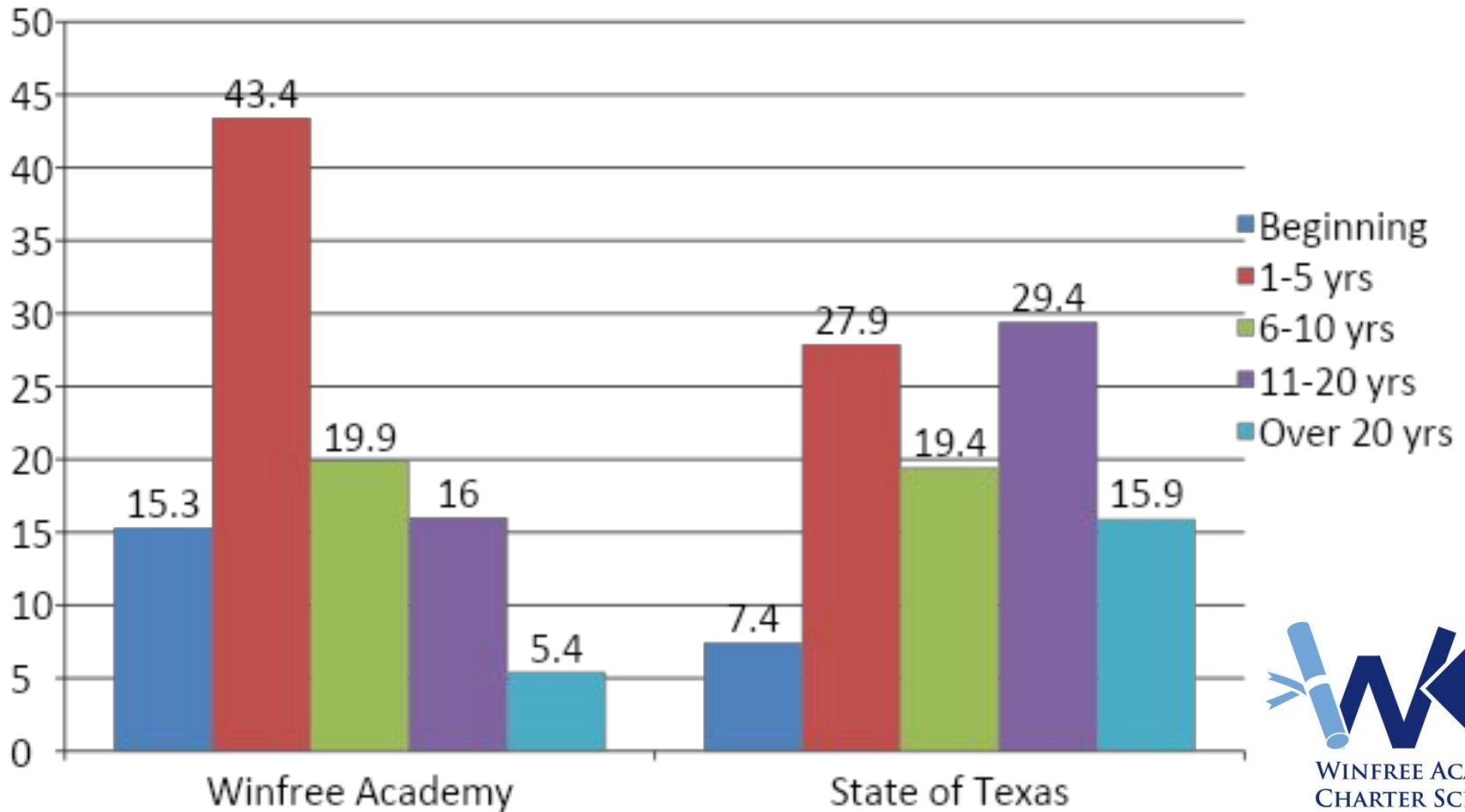
2019-2020 WACS Profile

Ethnic Distribution

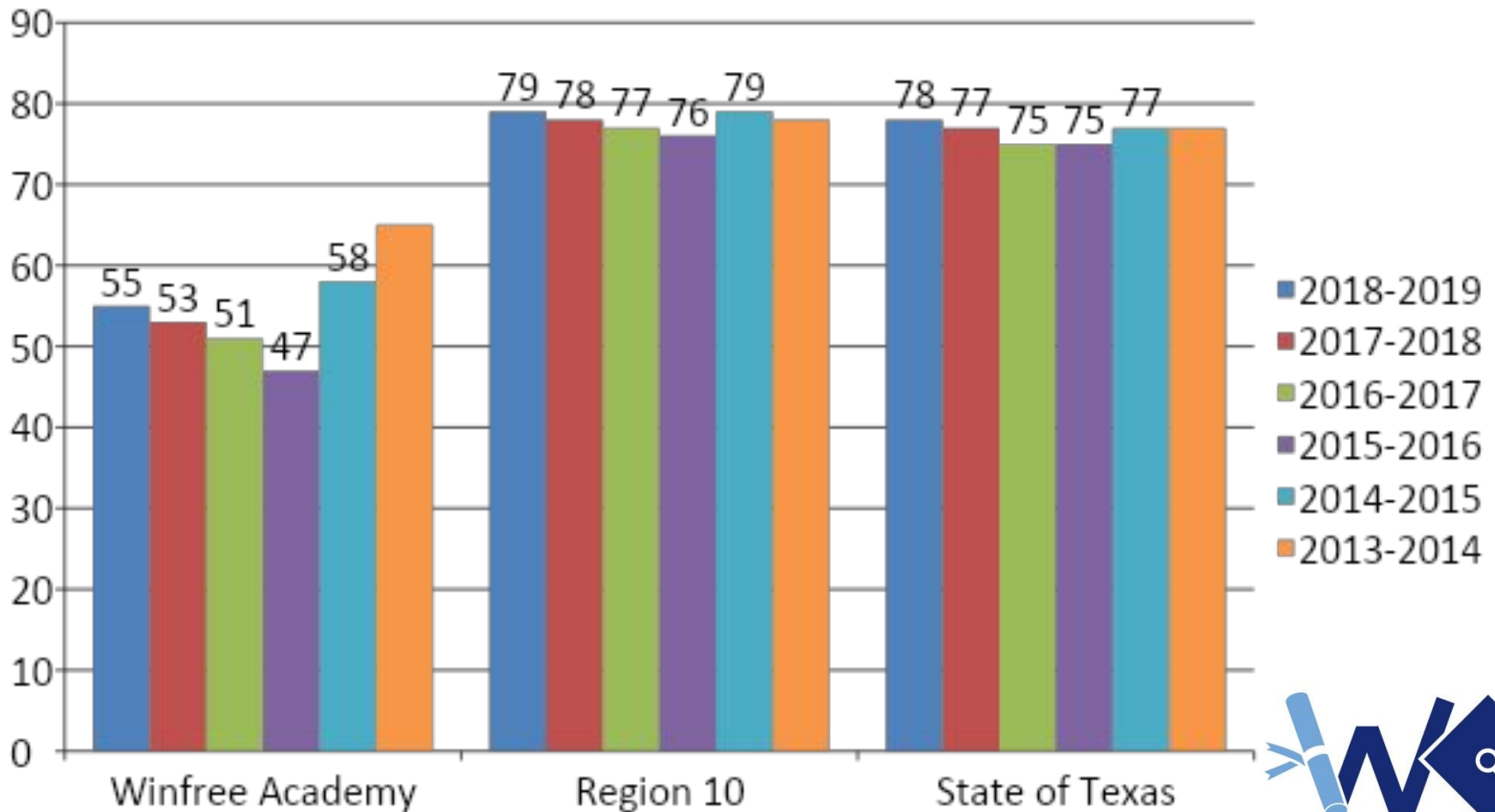


2019-2020 WACS Profile

Teacher Experience



STAAR Percent at Approaches Standard or Above All Grades, All Subjects



**No 2019-2020 data due to COVID-10 STAAR Cancellation Spring 2020*

2019 A-F Accountability

Accountability System =

Sum of Approaches+ + Sum of Meets+ + Sum of Masters

Sum of All Tests Taken x 3



There's a New Game in Town....

100 Tests were taken

- 53 Approaches Grade Level or Higher
- 15 Meets Grade Level or Higher
- 3 Masters Grade Level or Higher



There's a New Game in Town....

Old Accountability System =

$$\frac{53}{100} \quad \mathbf{53\%}$$

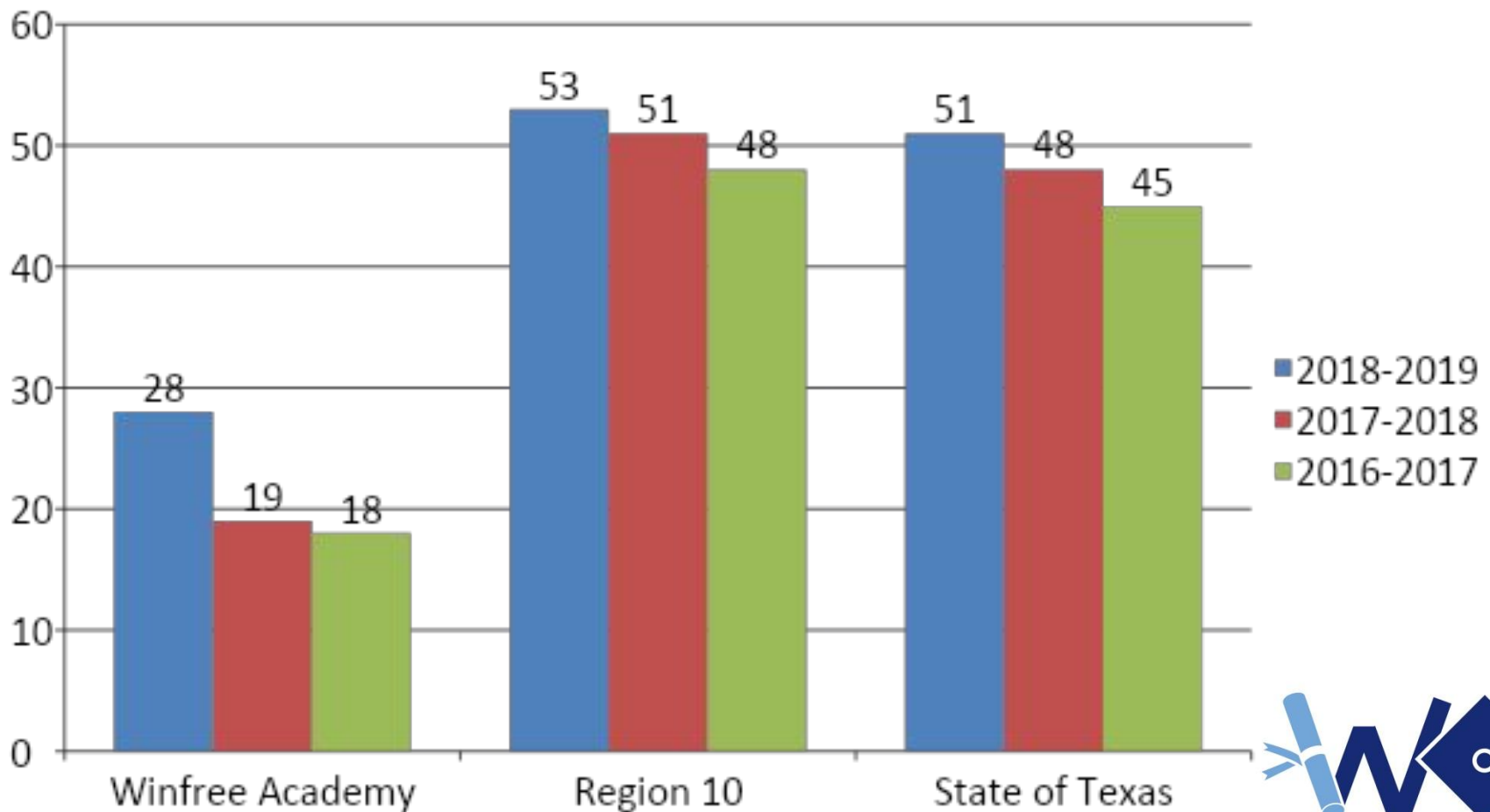
NEW Accountability System =

$$\frac{53 + 15 + 3}{100 + 100 + 100} \quad \mathbf{23\%}$$

When the rules change, so does the strategy.

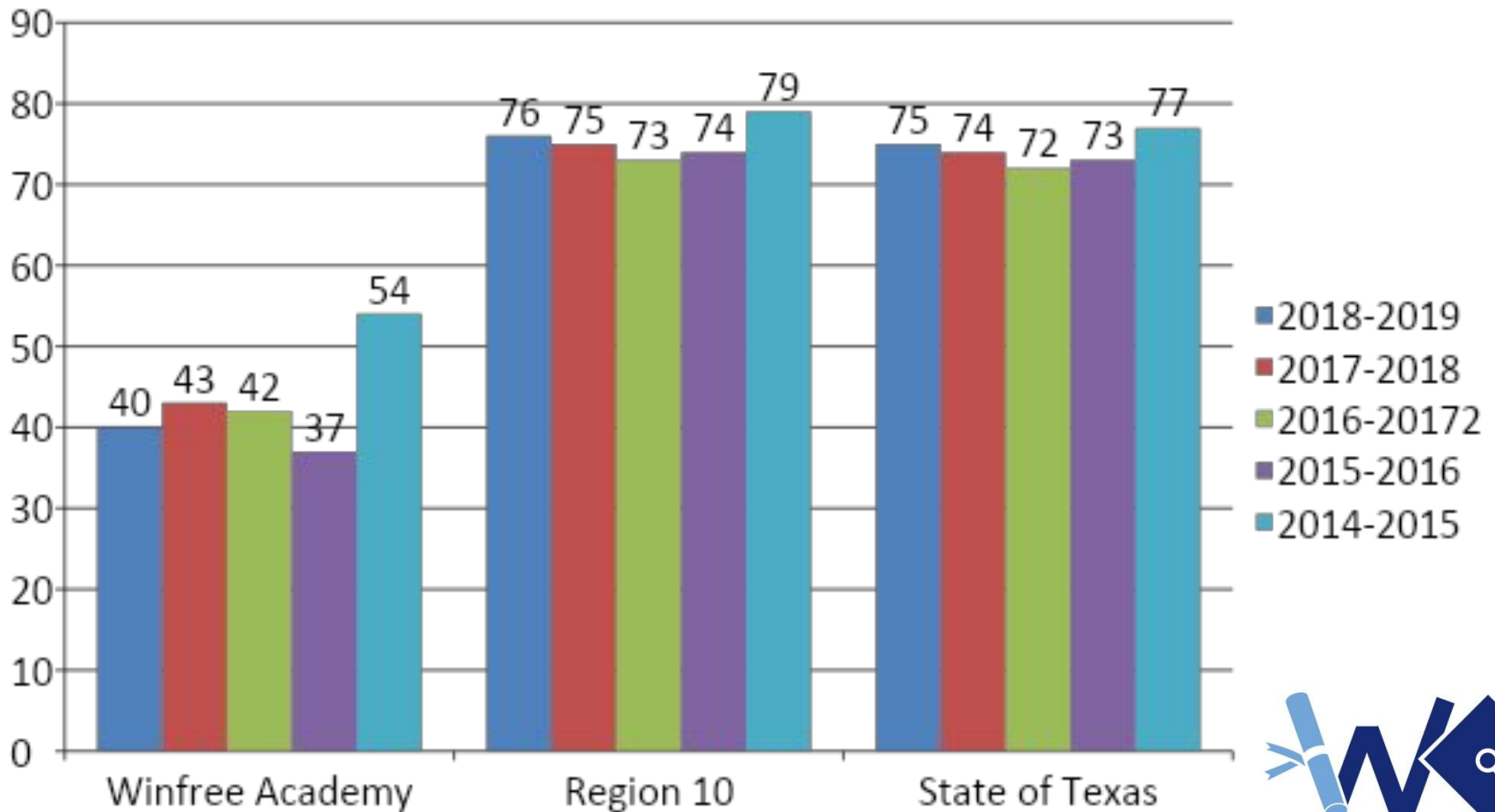


STAAR Percent at Meets Standard or Above All Grades, All Subjects



**No 2019-2020 data due to COVID-10 STAAR Cancellation Spring 2020*

STAAR Percent at Phase-in 1 Level II or Above English

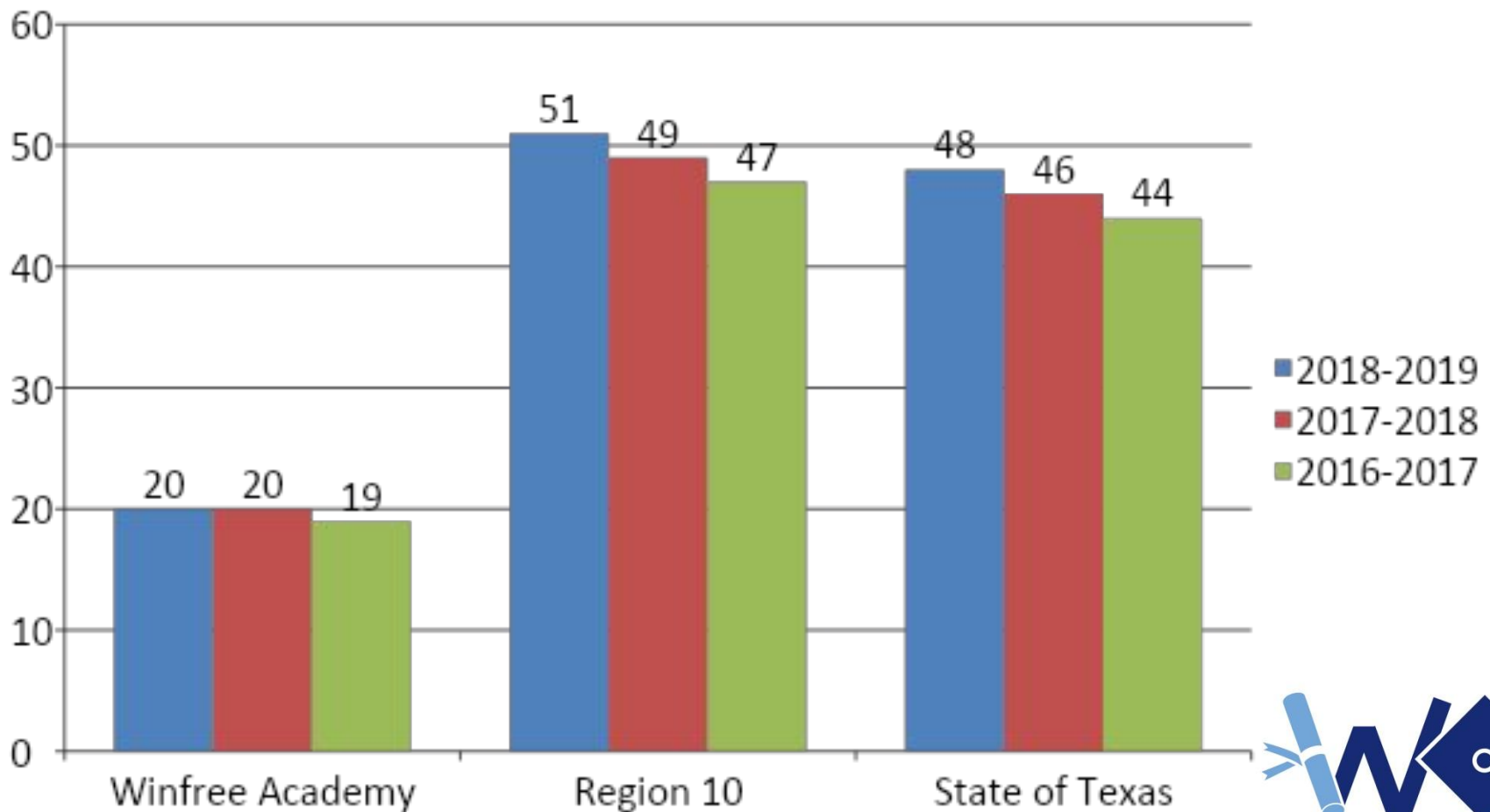


**No 2019-2020 data due to COVID-10 STAAR Cancellation Spring 2020*



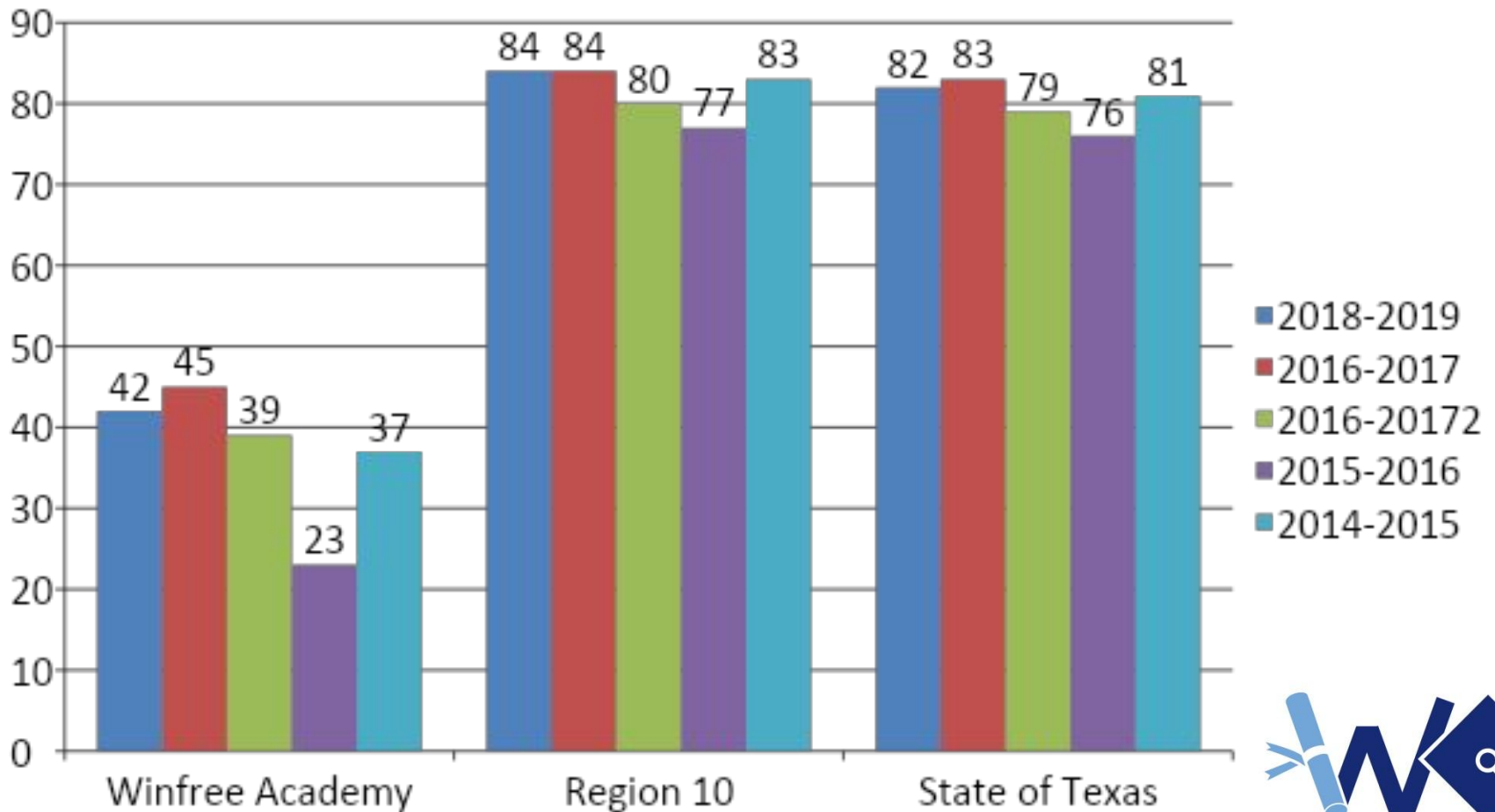
WINFREE ACADEMY
CHARTER SCHOOLS
Success tomorrow starts today...

STAAR Percent at Meets Standard or Above English



**No 2019-2020 data due to COVID-10 STAAR Cancellation Spring 2020*

STAAR Percent at Phase-in 1 Level II or Above Algebra I



**No 2019-2020 data due to COVID-10 STAAR Cancellation Spring 2020*



WINFREE ACADEMY
CHARTER SCHOOLS
Success tomorrow starts today...

STAAR Percent at Meets Standard or Above Algebra I

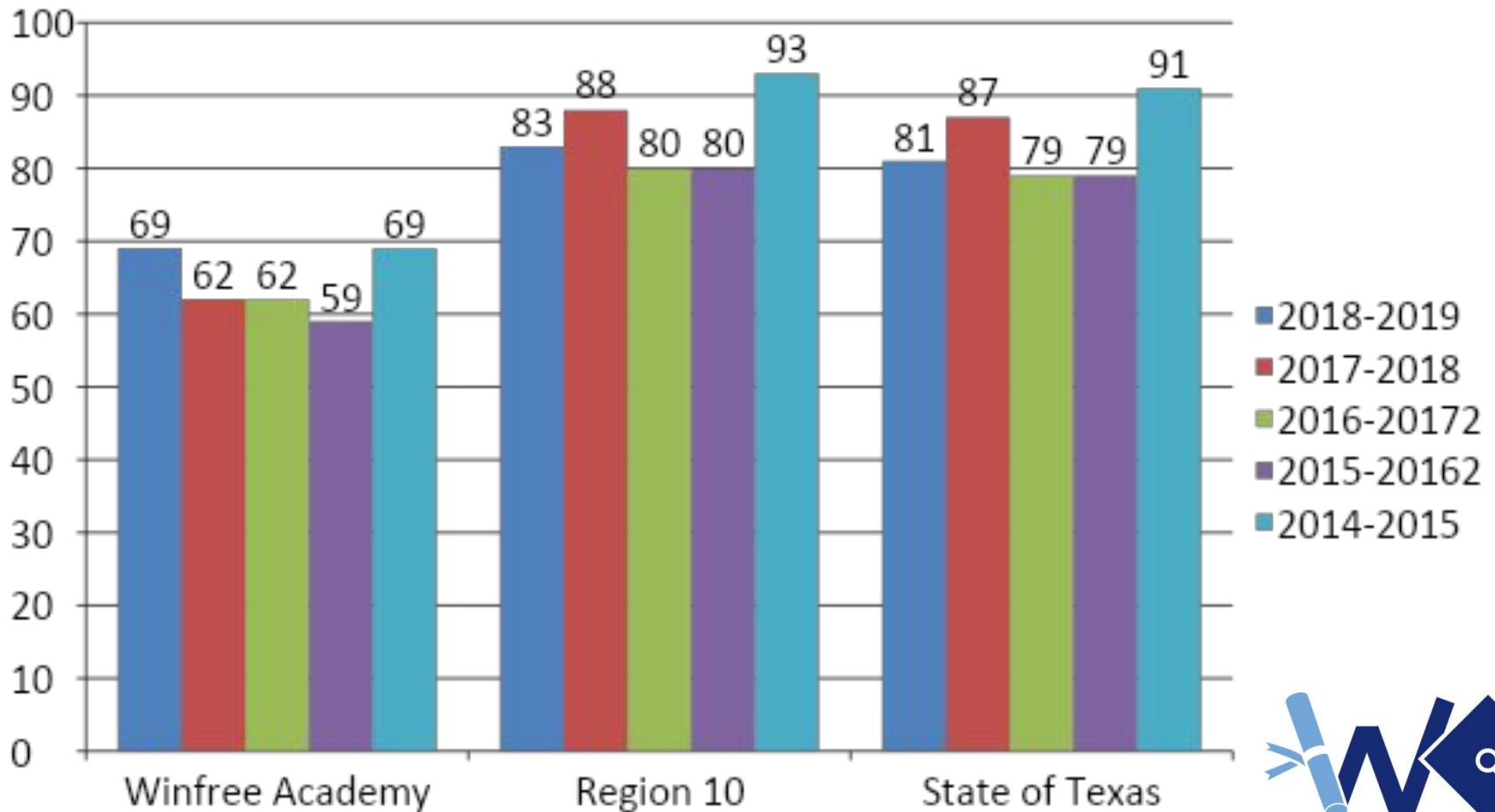


**No 2019-2020 data due to COVID-10 STAAR Cancellation Spring 2020*



WINFREE ACADEMY
CHARTER SCHOOLS
Success tomorrow starts today...

STAAR Percent at Phase-in 1 Level II or Above Biology

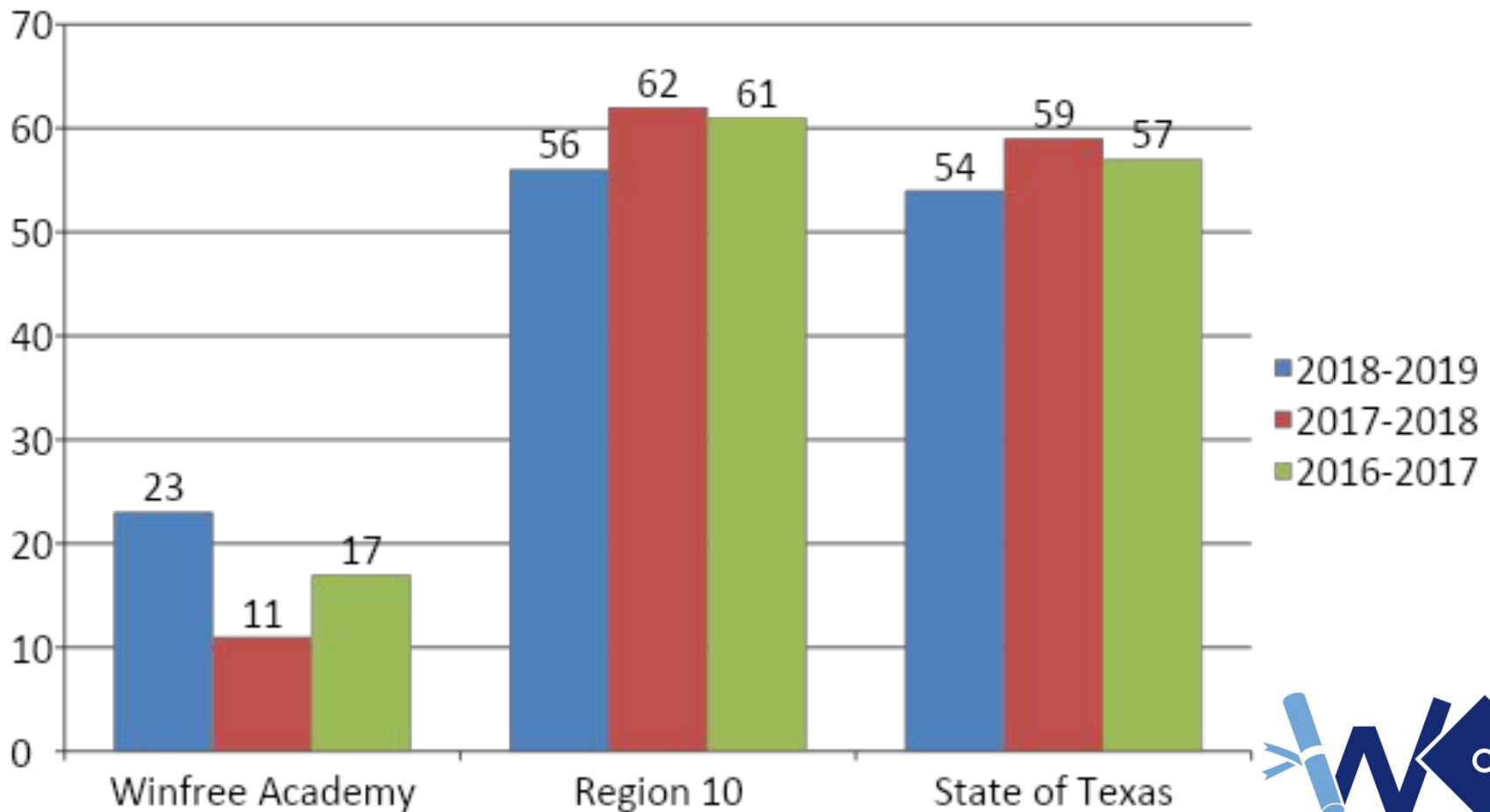


**No 2019-2020 data due to COVID-10 STAAR Cancellation Spring 2020*



**WINFREE ACADEMY
CHARTER SCHOOLS**
Success tomorrow starts today...

STAAR Percent at Meets Standard or Above Biology

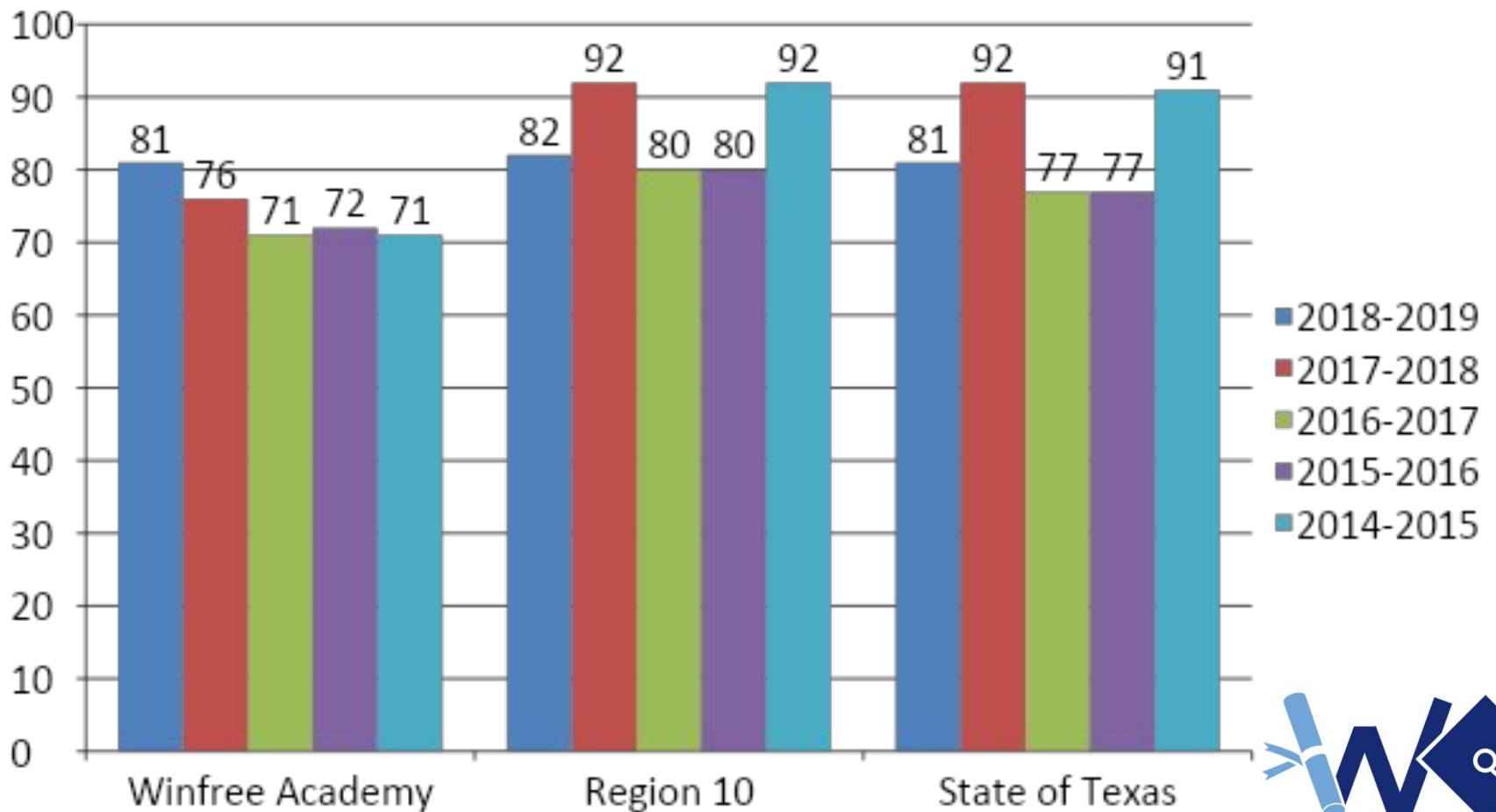


**No 2019-2020 data due to COVID-10 STAAR Cancellation Spring 2020*



**WINFREE ACADEMY
CHARTER SCHOOLS**
Success tomorrow starts today...

STAAR Percent at Phase-in 1 Level II or Above US History

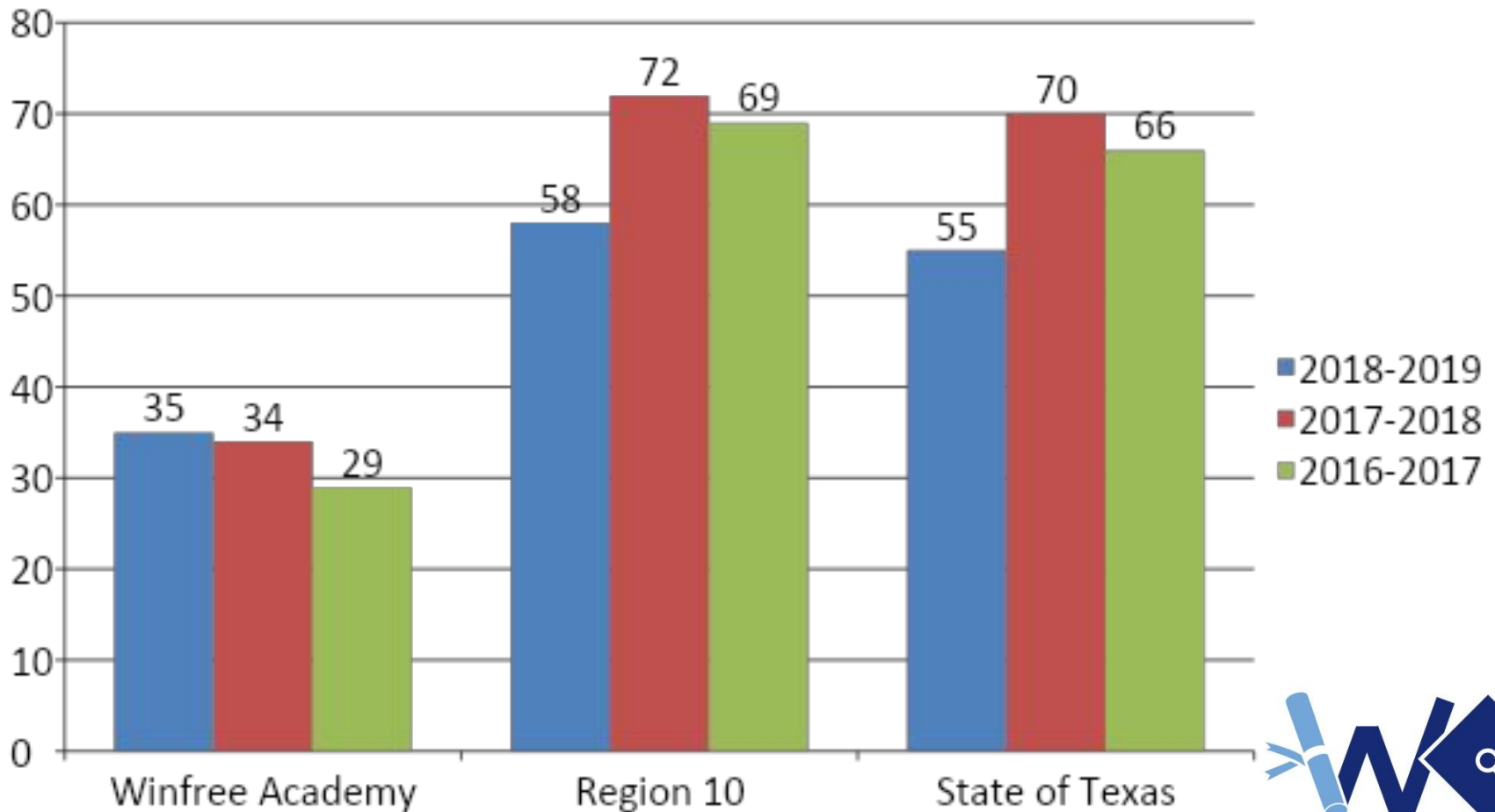


**No 2019-2020 data due to COVID-10 STAAR Cancellation Spring 2020*



WINFREE ACADEMY
CHARTER SCHOOLS
Success tomorrow starts today...

STAAR Percent at Meets Standard or Above US History



**No 2019-2020 data due to COVID-10 STAAR Cancellation Spring 2020*



**WINFREE ACADEMY
CHARTER SCHOOLS**
Success tomorrow starts today...

2018-2019 PEIMS Actual Financial Data



WINFREE ACADEMY
CHARTER SCHOOLS

Success tomorrow starts today...

2020-2021 Performance Objectives - WACS

Goal 1: Provide a learning environment that is positive, inspiring, individualized, progressive, safe and innovative to better ensure the success of our learners and staff.

Performance Objective 1: Provide no less than quarterly professional development to all educators during the 2020-2021 school year based on the needs of individual staff members or groups of staff members.

Performance Objective 2: Decrease the educator turnover rate by 10% from 2019-20 to 2020-21.

Performance Objective 3: The District is 100% compliant with all security audits, safety audits and crisis management plan for the 2020-2021 school year.



2020-2021 Performance Objectives - WACS

Performance Objective 4: Maintain 100% qualified staff members for the 2020-2021 school year.

Performance Objective 5: 100% of learners will be exposed to post-high school opportunities during the 2020-2021 school year.



2020-2021 Performance Objectives - WACS

Goal 2: Increase the academic performance of all learners as they work to gain the skills needed to be successful in the future they desire.

Performance Objective 1: Increase the percentage of accountability learners achieving "Meets Grade Level" or better on the Algebra 1 EOC STAAR from 11% in 18-19 to 25% by the spring of 2021.

Performance Objective 2: Increase the percentage of accountability learners achieving "Meets Grade Level" or better on the English 1 and English 2 state assessment from 18% in 18-19 to 35% by the spring of 2021.

Performance Objective 3: Increase the percentage of accountability learners achieving "Meets Grade Level" or better on the Biology state assessment from 23% in 18-19 to 45% by the spring of 2021.



WINFREE ACADEMY
CHARTER SCHOOLS
Success tomorrow starts today...

2020-2021 Performance Objectives - WACS

Performance Objective 4: Increase the percentage of accountability learners achieving "Meets Grade Level" or better on the U.S. History state assessment from 35% in 18-19 to 50% by the spring of 2021.

Performance Objective 5: Increase the overall percentage of learners achieving "Meets Grade Level" or higher on all EOC tests (average of all 5) from 23% in 18-19 to 30% by the spring of 2021.

Performance Objective 6: Continue to decrease the dropout rate from 17.5% in 2015-16, 14.96% in 2016-17, and 11.2% in 2017-18 to under 10%.

Performance Objective 7: WACS cohort graduation rate for the Class of 2018 will exceed the cohort graduation rate for the Class of 2016.



2020-2021 Performance Objectives - WACS

Performance Objective 8: Increase the average daily attendance (ADA) from 79.6% in 18-19 to 83% in 19-20.

Performance Objective 9: The passing rates of Limited English Proficient learners in 2018-19 were: Science 53%, Social Studies 54%, English Language Arts 14%, and Math 20%. The targets for 2019-20 are: 70% for Science, 70% for Social Studies, 40% for English Language Arts, and 40% for Math.

Performance Objective 10: Increase the performance of Special Education learners in the progress of their courses and their EOC assessments.

Performance Objective 11: Improve the number of learners who graduate with CCMR credits on 2019 Accountability CCMR composite/component score to 35 districtwide on 2021 Accountability CCMR composite/component score.



2020-2021 Performance Objectives - WACS

Goal 3: Involve community members, parents, staff and learners to utilize strengths, resources and talents to provide innovative experiences for all learners.

Performance Objective 1: Campuses will add no less than one businesses/professional organization to their Networking/Community Outreach list monthly (Sept - May) for the 2020-21 school year.

Performance Objective 2: Provide no less than four campus opportunities for parental involvement for the 2020-21 school year.

Performance Objective 3: Provide opportunities for students to be involved in at least one extra-curricular activity, and at least one leadership activity (academic and non-academic) throughout the 2020-2021 school year.

Performance Objective 4: Improve communication between district and stakeholders.



2019-2020 Criminal or Violent Incident Report

Number, Rate, and Type of Violent or Criminal Incidents by Campus 2019-2020

Campus	11	12	13	14	15	16	17	18	19	29	30	31	32	36	37	46	47	48	Total
Irving	0	0	0	0	0	0	0	0	0	0	0	0	0	0	0	0	0	0	0
Lewisville	0	0	0	0	0	0	0	0	0	0	0	0	0	0	0	*	0	0	*
Richardson	0	0	0	0	0	0	0	0	0	0	0	0	0	0	0	0	0	0	0
Grand Prairie	0	0	0	0	0	0	0	0	0	0	0	0	0	0	0	0	0	0	0
North Richland Hills																			
Dallas	0	0	0	0	0	0	0	0	0	0	0	0	0	0	0	0	0	0	0
Total	0	0	0	0	0	0	0	0	0	0	0	0	0	0	0	0	0	0	0

Counts less than 5 and greater than 0 are masked with the "" value to comply with FERPA



WINFREE ACADEMY
CHARTER SCHOOLS
Success tomorrow starts today...

PEIMS Code 46 – Aggravated Robbery

2019-2020 Criminal or Violent Incident Report

Number, Rate, and Type of Violent or Criminal Incidents by Campus Five Year Longitudinal Study

Year	Number of Incidents	Discretionary Offenses	Mandatory Offenses
2019-2020	*	0	*
2018-2019	*	0	*
2017-2018	0	0	0
2016-2017	*	0	*
2015-2016	0	0	0

Enrollment and Academic Performance Report - THECB

	Class of 2018				Class of 2017				Class of 2016			
	2-yr	4-yr	NT	NF	2-yr	4-yr	NT	NF	2-yr	4-yr	NT	NF
001	16.7%	1.7%	11.6%	70.0%	16.7%	2.4%	9.5%	71.4%	9.1%	2.3%	6.8%	81.8%
002	12.2%	6.0%	10.0%	72.0%	15.2%	0.0%	12.1%	72.7%	19.4%	3.2%	6.5%	71%
003	38.0%	2.8%	9.9%	47.9%	36.1%	2.8%	12.5%	48.6%	31%	7%	12.7%	47.9%
004	18.6%	1.4%	5.7%	72.8%	23%	1.4%	4.1%	71.6%	29.2%	2.4%	9.7%	58.5%
005	17.7%	0.0%	1.3%	81.0%	21.6%	5.4%	1.4%	71.6%	16%	5.3%	4%	74.7%
006	*	*	*	*	*	*	*	*	*	*	*	*

Includes high schools with more than 25 graduates.