



WINFREE ACADEMY  
CHARTER SCHOOLS  
*Success tomorrow starts today...*

# 2015-2016 Texas Academic Performance Report (TAPR)

Presented to the Board  
January 12, 2016

# Texas Academic Performance Reports

## Reporting Requirements

- The District is required to provide a public hearing for discussion of the Texas Academic Performance Report (TAPR) under the Texas Education Code, §39.306.
- The annual report must be published within two weeks of the public hearing.

## How to access the TAPR

- <https://rptsvr1.tea.texas.gov/perfreport/tapr/index.html>  
*Search by District or Campus*

- TAPR Glossary  
<http://ritter.tea.state.tx.us/perfreport/tapr/2016/glossary.html>

– Spanish Available  
January 2017



WINFREE ACADEMY  
CHARTER SCHOOLS  
*Success tomorrow starts today...*

# Texas Academic Performance Reports

- Information to be Reported
  - 2015-2016 District Profile and Academic Performance Data
  - 2014-2015 PEIMS Financial Standard Report
  - 2016-2017 Campus Performance Objectives
  - 2015-2016 Violent and Criminal Incidents Report
  - 2014-2015 Texas Higher Education Coordinating Board Data



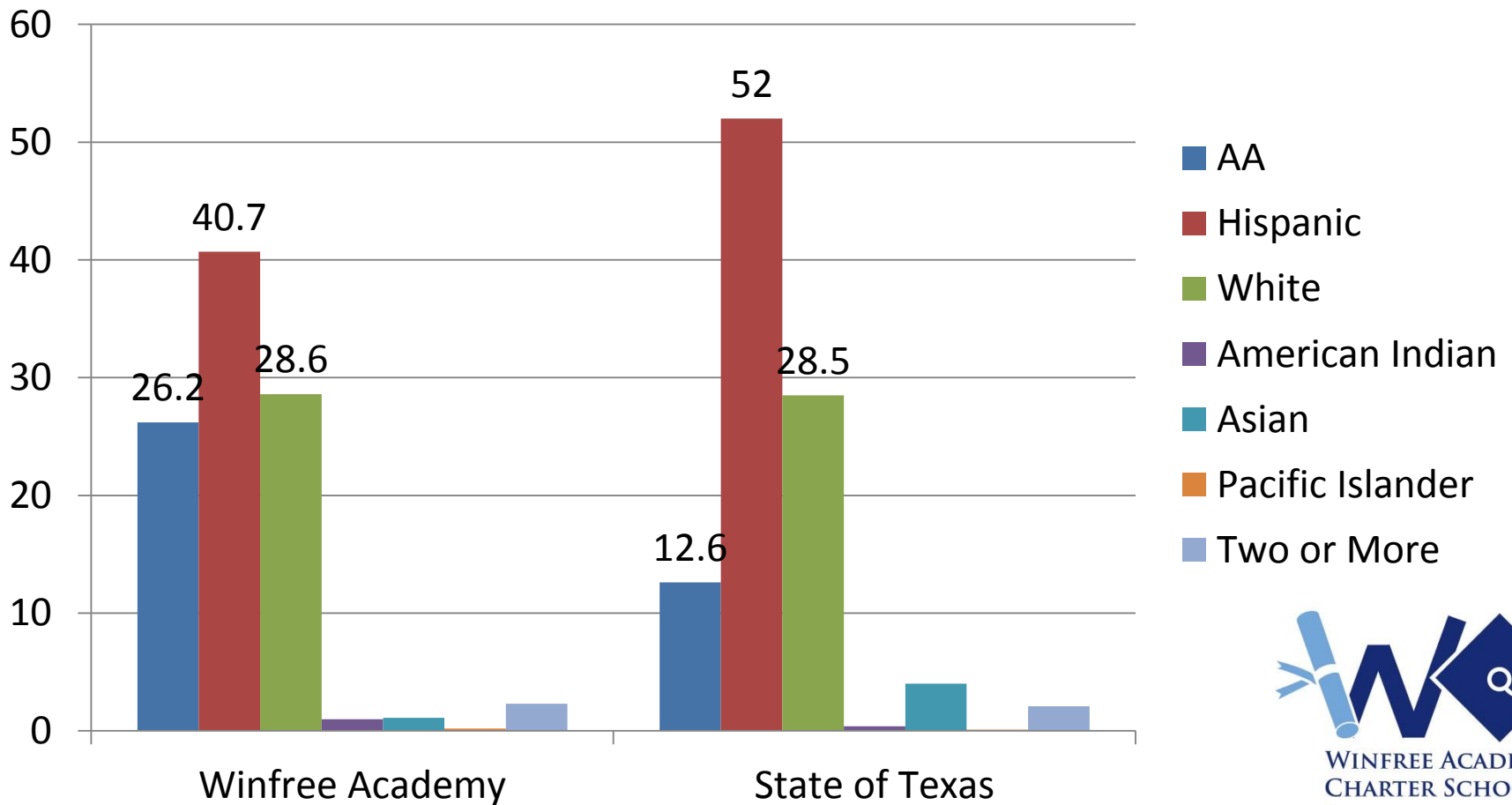
# 2015-2016 WACS Profile

	2015-2016	2014-2015	2013-2014	2012-2013
At-Risk	96.1%	94.1%	92.7%	92.0%
Economically Disadvantaged	67.0%	57.2%	53.9%	66.3%
English Language Learners	8.5%	8.3%	9.5%	13.9%
Special Education	11.7%	10.1%	12.5%	13.9%
Attendance Rate (-1 year)	79.6%	81.6%	78.1%	79.9%
Dropouts (-1 year)	14.6%	18.3%	11.8%	13.4%



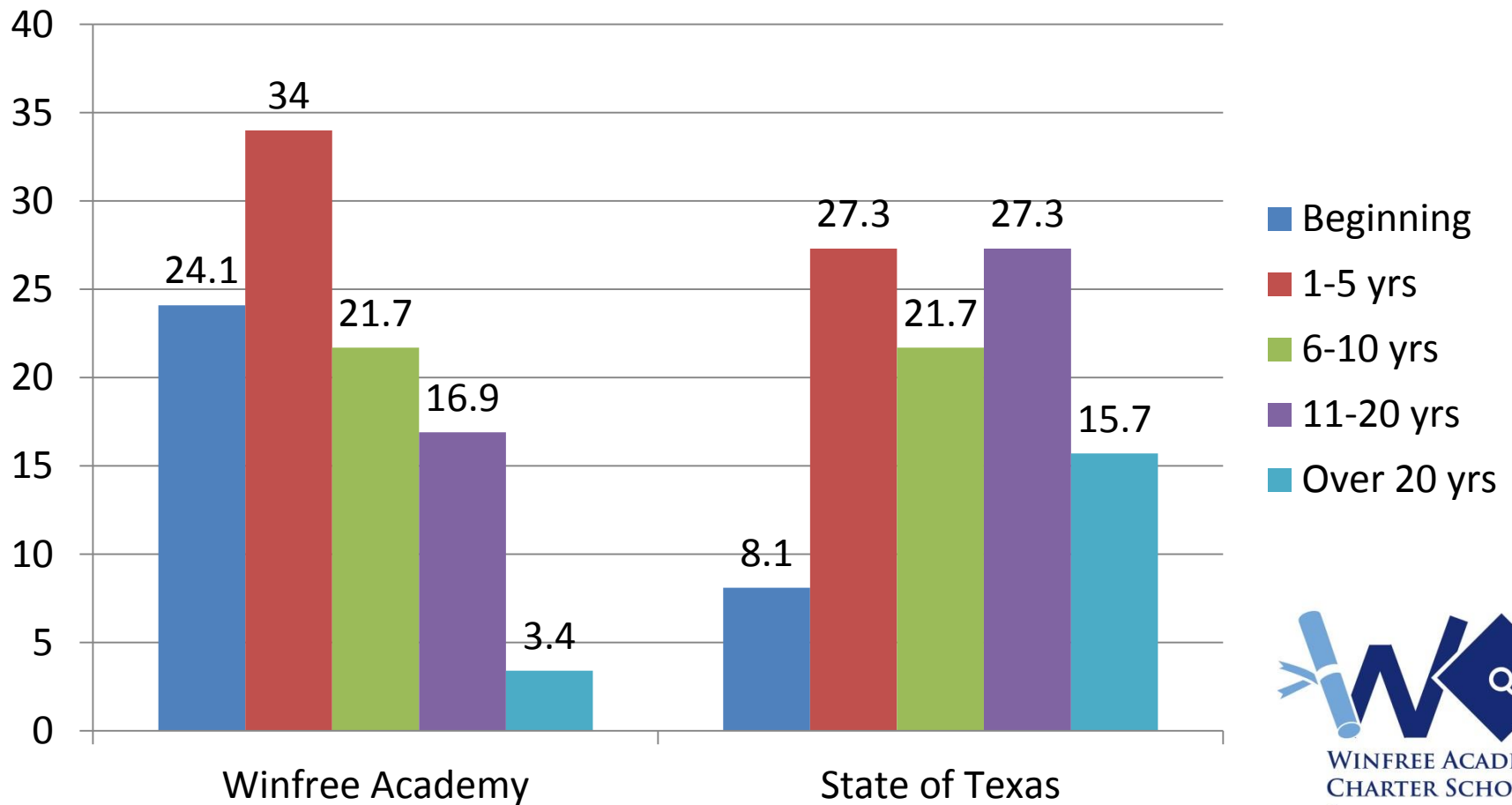
# 2015-2016 WACS Profile

## Ethnic Distribution



# 2015-2016 WACS Profile

## Teacher Experience



# 2016 State Accountability

2016 Texas State Accountability Rating District  
and Campuses 001, 002, 003, 004, 005

**Met Alternative Standard**

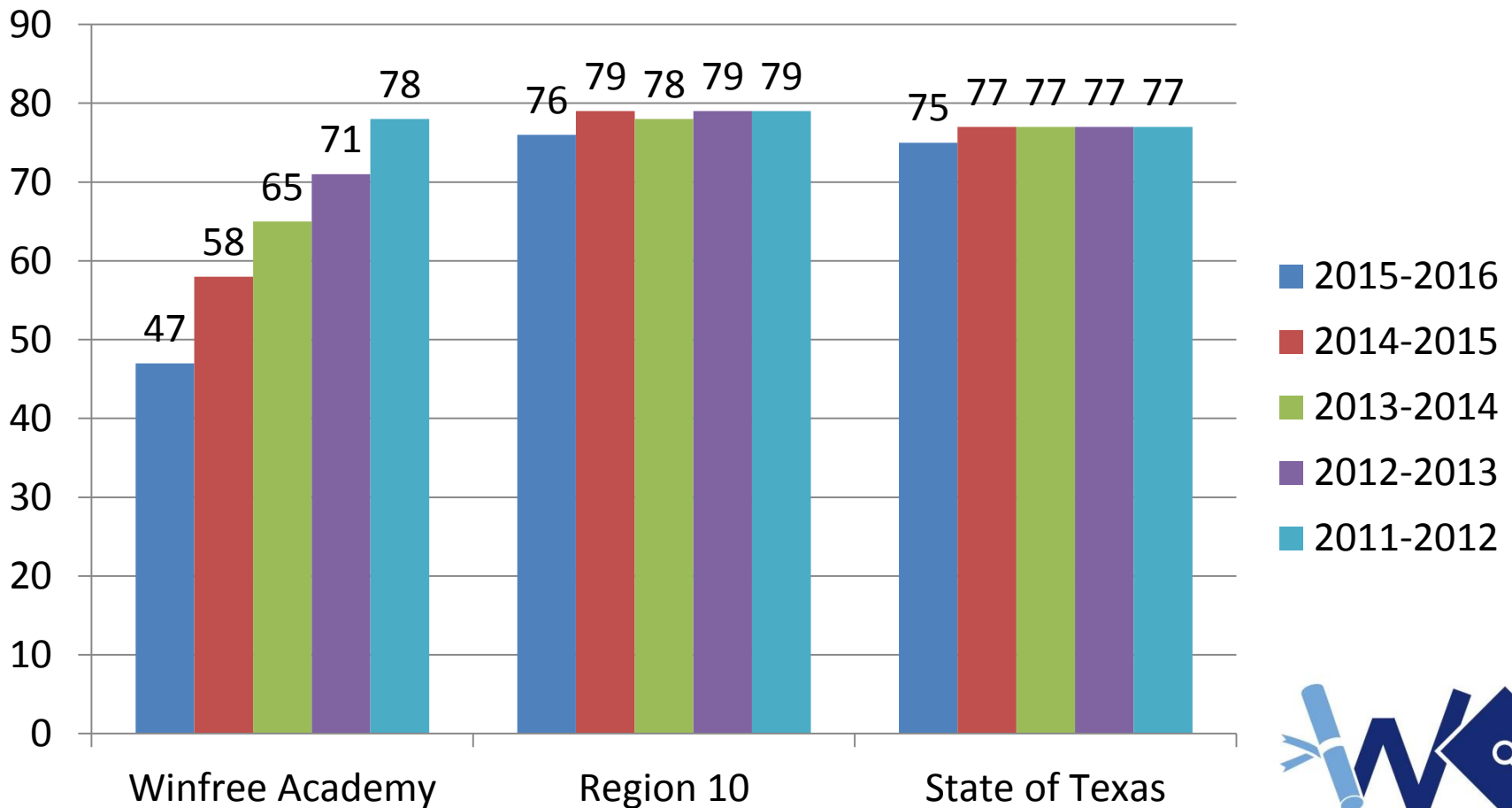
**Campus 006 – Improvement Required**

**TIP Board Approved October 28, 2016**



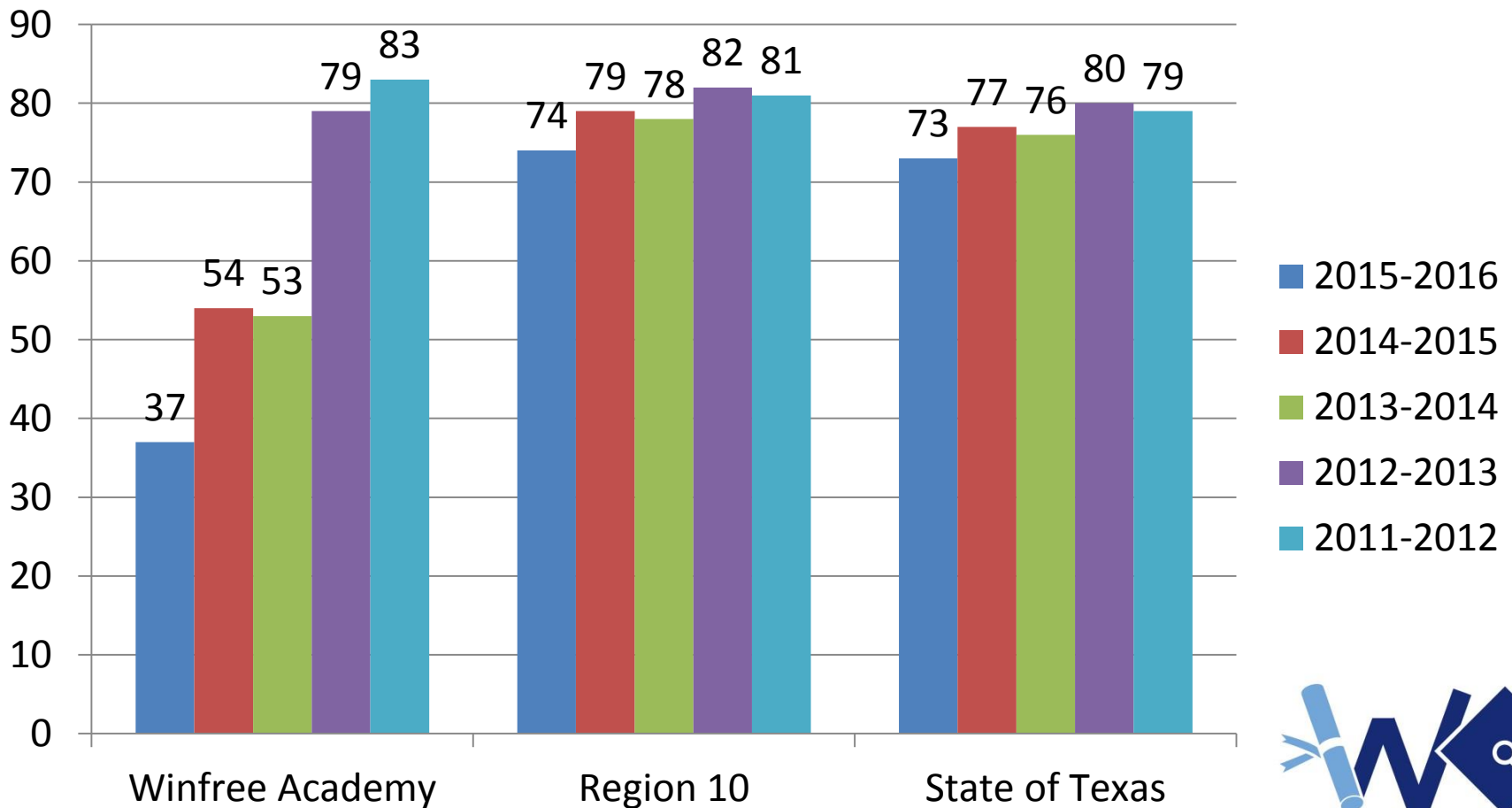
WINFREE ACADEMY  
CHARTER SCHOOLS  
*Success tomorrow starts today...*

# STAAR Percent at Phase-in 1 Level II or Above All Grades, All Subjects

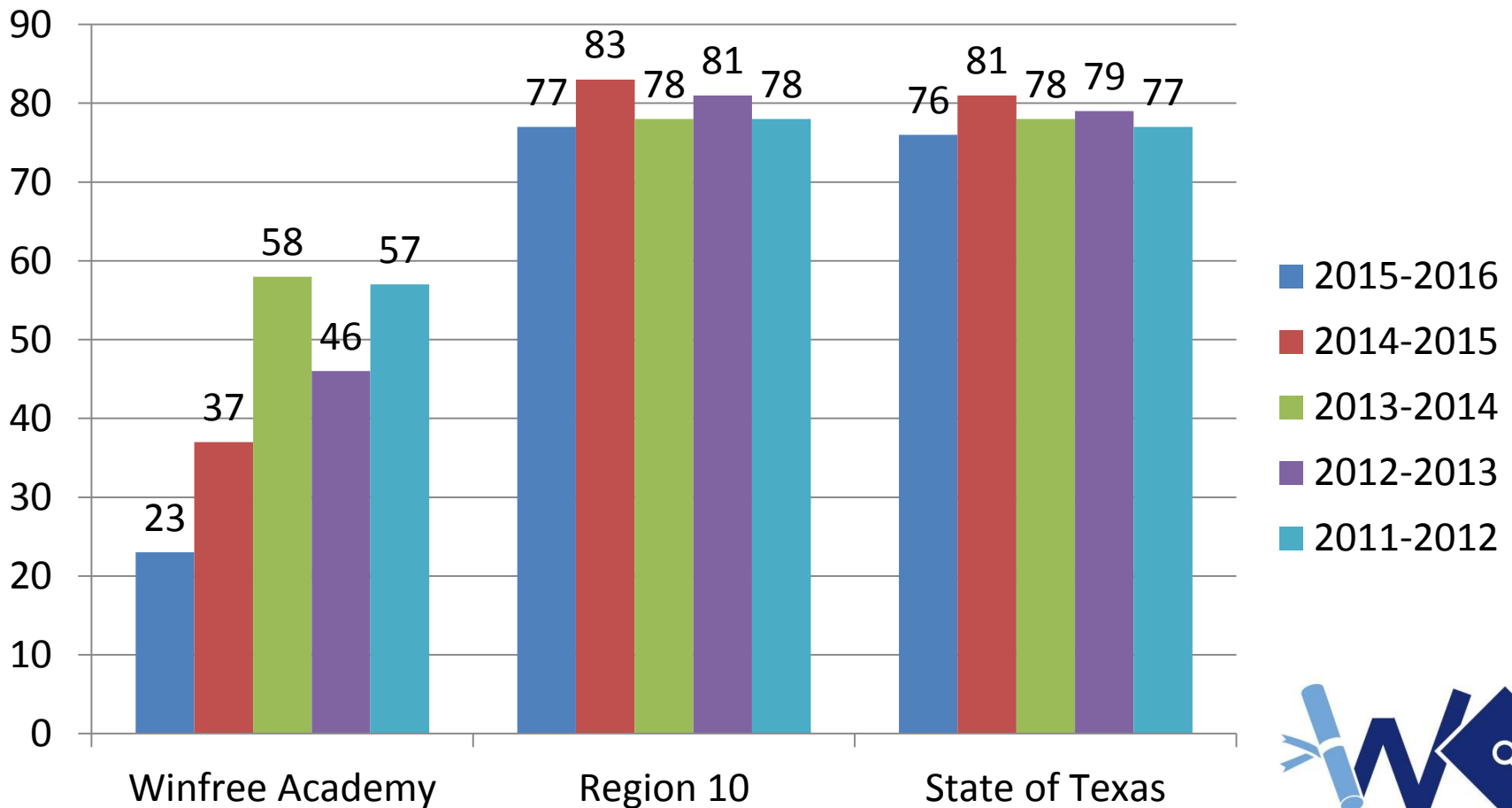




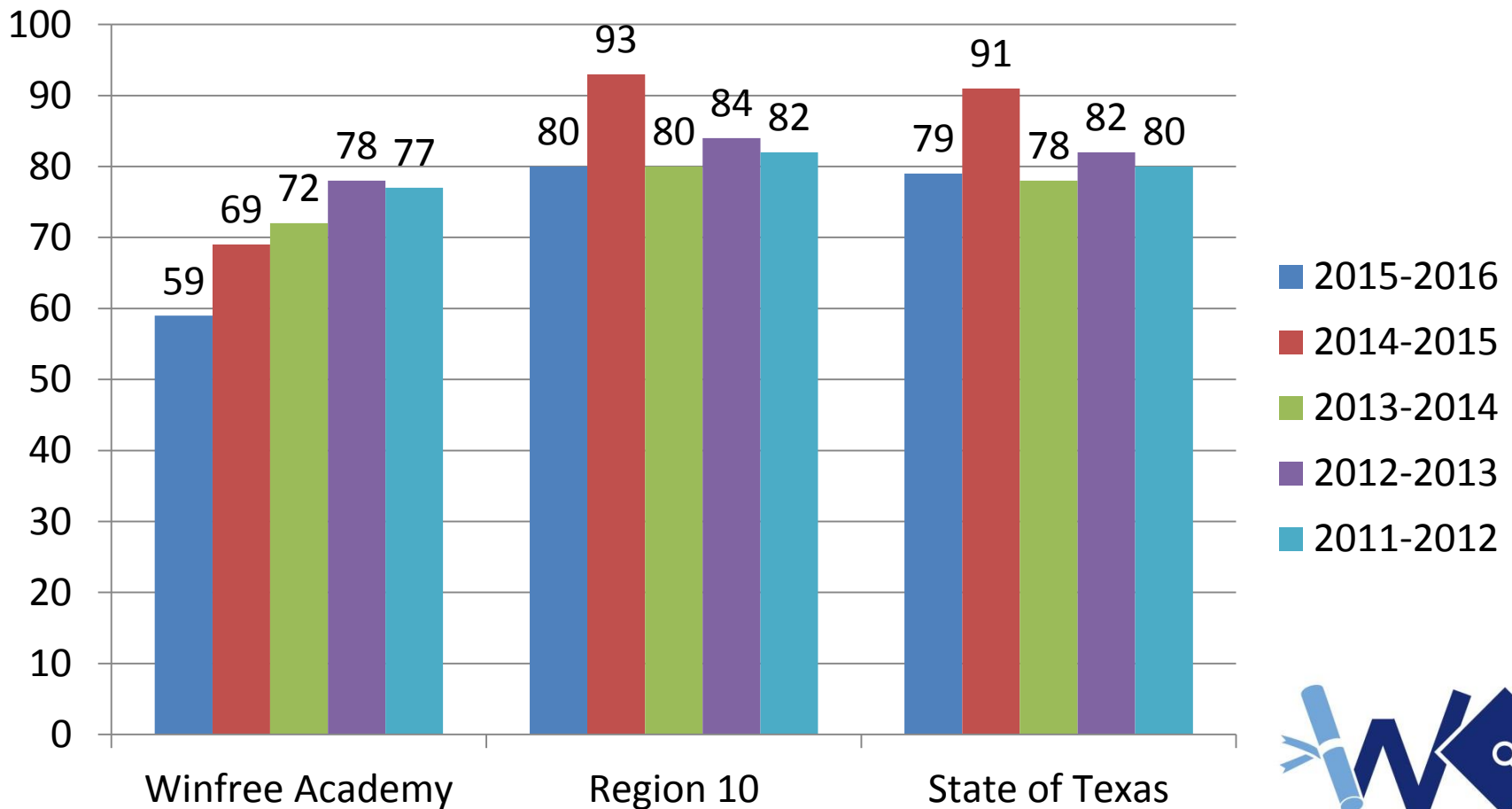
# STAAR Percent at Phase-in 1 Level II or Above English



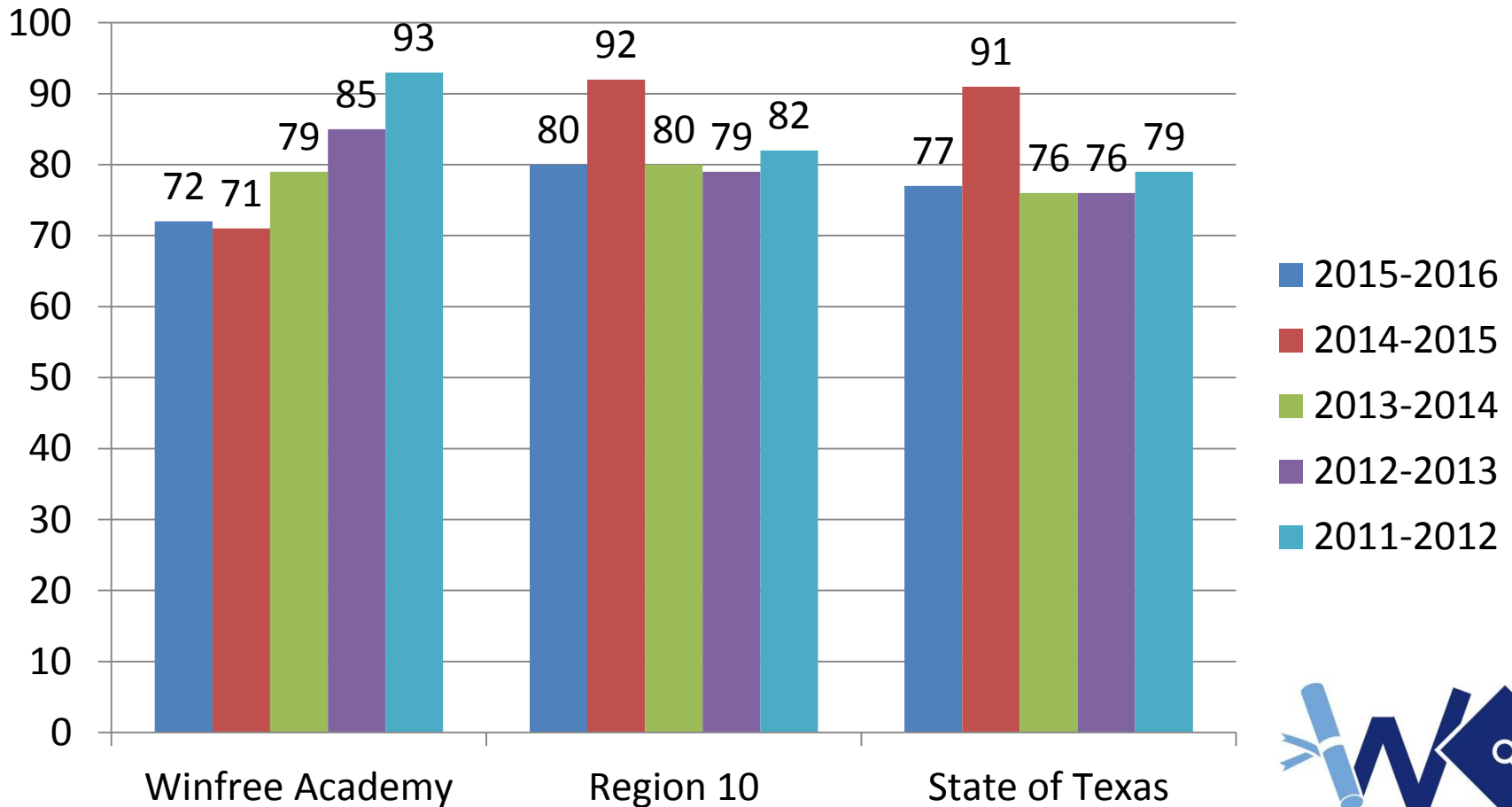
# STAAR Percent at Phase-in 1 Level II or Above Algebra I



# STAAR Percent at Phase-in 1 Level II or Above Biology



# STAAR Percent at Phase-in 1 Level II or Above US History



# 2014-2015 PEIMS Actual Financial Data

This information is no longer included on the last page of the District Academic report.

It is available at:

<http://www.tea.state.tx.us/financialstandardreports/>

Reports have been included in your packet



WINFREE ACADEMY  
CHARTER SCHOOLS  
*Success tomorrow starts today...*

# 2016-2017 Performance Objectives - WACS

Goal 1: Provide a learning environment that is positive, inspiring, individualized, progressive, safe and innovative to better ensure the success of our learners and staff.

Performance Objective 1: Provide ongoing, meaningful staff development based on the needs of individual staff members or groups of staff members.

Performance Objective 2: Promote leadership and mentoring opportunities at every level of the organization to increase staff and learner retention.

Performance Objective 3: Implement policies and procedures that promote a safe school environment.



# 2016-2017 Performance Objectives - WACS

Performance Objective 4: Continue to improve hiring practices to find the best educators for our learners.

Performance Objective 5: Increase learner awareness of post-high school opportunities including opportunities for career education.



# 2016-2017 Performance Objectives - WACS

Goal 2: Increase the academic performance of all learners as they work to gain the skills needed to be successful in the future they desire.

Performance Objective 1: Improve success rates of all learners on state assessments in the area of Algebra 1.

Performance Objective 2: Improve success rates of all learners on state assessments in the areas of English 1 and English 2.

Performance Objective 3: Promote resiliency and “grit” in staff and learners in order to decrease the dropout rate and increase retention.





# 2016-2017 Performance Objectives - WACS

Performance Objective 4: WACS cohort graduation rate for the Class of 2017 will exceed the cohort graduation rate for the Class of 2015.

Performance Objective 5: Increase learner attendance.



# 2016-2017 Performance Objectives - WACS

Goal 3: Involve community members, parents, staff and learners to utilize strengths, resources and talents to provide innovative experiences for all learners.

Performance Objective 1: Promote relationships between district/campus and professional organizations.

Performance Objective 2: Improve parent involvement.

Performance Objective 3: Improve learner opportunities to be involved in extra-curricular and leadership activities (academic and non-academic).

Performance Objective 4: Improve communication between district and stakeholders.



# 2015-2016 Criminal or Violent Incident Report

## Number, Rate, and Type of Violent or Criminal Incidents by Campus 2015-2016

Campus	11	12	13	14	15	16	17	18	19	29	30	31	32	36	37	46	47	48	Total
Irving	0	0	0	0	0	0	0	0	0	0	0	0	0	0	0	0	0	0	0
Lewisville	0	0	0	0	0	0	0	0	0	0	0	0	0	0	0	0	0	0	0
Richardson	0	0	0	0	0	0	0	0	0	0	0	0	0	0	0	0	0	0	0
Grand Prairie	0	0	0	0	0	0	0	0	0	0	0	0	0	0	0	0	0	0	0
North Richland Hills																			
Dallas	0	0	0	0	0	0	0	0	0	0	0	0	0	0	0	0	0	0	0
Total	0	0	0	0	0	0	0	0	0	0	0	0	0	0	0	0	0	0	0

\*Counts less than 5 and greater than 0 are masked with the "\*" value to comply with FERPA



# 2015-2016 Criminal or Violent Incident Report

## Number, Rate, and Type of Violent or Criminal Incidents by Campus Five Year Longitudinal Study

Year	Number of Incidents	Discretionary Offenses	Mandatory Offenses
2015-2016	0	0	0
2014-2015	*	0	*
2013-2014	*	0	*
2012-2013	11	11	*
2011-2012	13	11	*

# Enrollment and Academic Performance Report - THECB

	Class of 2014				Class of 2013				Class of 2012			
	2-yr	4-yr	NT	NF	2-yr	4-yr	NT	NF	2-yr	4-yr	NT	NF
001	21.4%	0%	16.1%	62.5%	26.9%	1.5%	11.9%	59.7%	26.6%	3.1%	9.4%	60.9%
002	25.0%	2.2%	11.4%	61.4%	22.0%	4.0%	10%	64.0%	25.0%	0%	3.9%	71.1%
003	34.2%	2.5%	11.4%	51.9%	32.3%	2.0%	9.1%	56.6%	31.5%	3.3%	17.4%	46.3%
004	27.0%	0%	6.3%	66.7%	31.9%	0%	8.5%	59.6%	30.9%	3.6%	5.5%	60%
005	17.0%	0%	11.4%	71.6%	26.5%	2.9%	7.4%	63.2%	32.8%	1.6%	0	65.6%
006	30.3%	0%	9.1%	60.6%	20.8%	6.3%	2.1%	70.8%	20.8%	0%	8.3%	68.7%

